

The Economic Impacts of the Hospitals of Baptist Memorial Health Care

Prepared for
Baptist Memorial Health Care Corporation

Prepared
by Sparks Bureau of Business and Economic
Research/ Center for Manpower Studies
Fogelman College of Business & Economics
The University of Memphis

September 2013

TABLE OF CONTENTS

	Page
Summary of the Economic Impacts of Baptist Memorial Health Care Hospitals	1
Baptist Memorial Hospital-Memphis	8
Baptist Memorial Hospital-DeSoto.	15
Arkansas:	
NEA Baptist Memorial Hospital	21
Mississippi:	
Baptist Memorial Hospital-Booneville	27
Baptist Memorial Hospital-Golden Triangle	33
Baptist Memorial Hospital-North Mississippi	39
Baptist Memorial Hospital-Union County	46
Tennessee:	
Baptist Memorial Hospital-Collierville	53
Baptist Rehabilitation-Germantown	59
Baptist Memorial Hospital-Huntingdon	65
Baptist Memorial Restorative Care Hospital	72
Baptist Memorial Hospital-Tipton County	78
Baptist Memorial Hospital-Union City	84
Baptist Memorial Hospital for Women	91

Summary of the Economic Impacts of Baptist Memorial Health Care Hospitals

Baptist Memorial Health Care Hospitals (BMHCH) operates 14 hospitals in West Tennessee, North Mississippi, and Northeastern Arkansas. With more than 2,600 licensed beds, BMHCH employs in excess of 12,000 full-time equivalent employees. While serving the medical needs of its catchment area is BMHCH's primary duty, BMHCH also plays a significant role in local economies.

- The impact of over 100 years of service to Memphis, Tennessee, and the surrounding communities places Baptist Memorial Health Care (BMHC) among the largest and most important organizations in the history of the Mid-South.
- According to the Sparks Bureau of Business and Economic Research at the University of Memphis, the fiscal year 2012 (FY2012) combined economic impact of BMHCH was estimated at a total production of goods and services (output) value of more than \$2.6 billion; total salaries, wages, and benefits of \$1.1 billion; 21,263 full- and part-time jobs; and state and local taxes of \$89.0 million.

Table 1. Total Impacts of Baptist Memorial Health Care Hospitals, FY2012

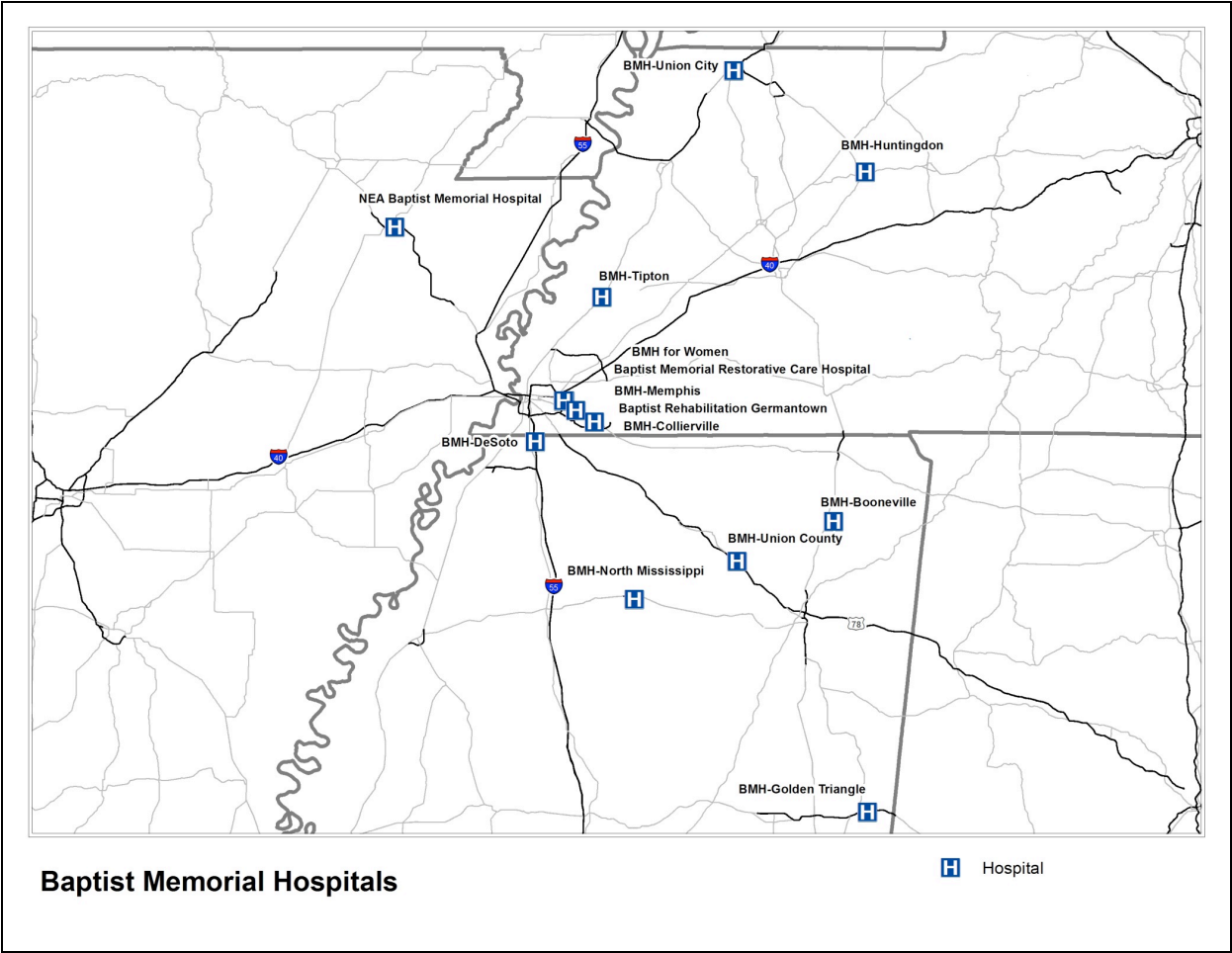
Output (Value of Goods and Services)	\$2,637,489,495
Labor Income (Salaries, Wages, and Benefits)	\$1,127,442,428
Employment (Jobs, Full- and Part-Time)	21,263
State and Local Taxes	\$ 89,011,738

- The economic impact of BMHCH extends beyond hospital campuses. Sectors directly and indirectly affected by BMHCH are shown in Table 2. Obviously, the hospital industry is the industry that benefited the most, but other industries also benefited from BMHCH's normal operations in FY2012. This occurred as BMHCH, contractors, and employees bought supplies and spent their earnings throughout the local area as a result of the hospital's normal operations.

Table 2. Top Ten Industries Affected by Baptist Memorial Health Care Hospitals, Ranked by Employment, FY2012

Description	Employment	Labor Income	Output
Private hospitals	12,198	\$765,727,832	\$1,573,117,035
Real estate establishments	1,287	21,253,436	183,727,616
Employment services	870	22,896,326	32,072,681
Food services and drinking places	823	17,381,158	46,432,586
Offices of physicians, dentists, and other health practitioners	301	24,839,413	39,013,157
Medical and diagnostic labs and outpatient and other ambulatory care services	300	17,386,521	38,254,925
Services to buildings and dwellings	270	7,747,827	16,203,234
Wholesale trade businesses	268	18,437,373	44,830,456
Retail stores - General merchandise	218	5,608,883	12,690,298
Securities, commodity contracts, investments, and related activities	168	16,701,542	35,195,263

Baptist Memorial Health Care Hospitals



The Economic Impacts of Baptist Memorial Health Care

The impact of over 100 years of service to Memphis, Tennessee, and the surrounding communities places Baptist Memorial Health Care (BMHC) among the largest and most important organizations in the history of the Mid-South. The purpose of this report is to examine the economic impact of each of the 14 hospitals in the BMHC system to document the important role that BMHC hospitals play as a part of the economic base of the Mid-South communities they serve. The economic impact of each hospital is but one important part of the total impact of BMHC hospitals. The total impact of BMHC is the lasting impact BMHC hospitals have on the lives of patients and their families and the lifetime contributions these patients make to Memphis and the world.

Baptist Memorial Health Care marked its centennial in 2012, and the celebration traced the interconnected growth and development of both the hospital system and the communities it serves. Without the healthcare services provided by BMHC, Memphis and other Mid-South cities could not have grown and prospered. Without the economic and demographic growth of the communities, BMHC could not have grown and prospered. BMHC hospitals are an important part of the economic and social structure of every community they serve.

Memphis and the Mid-South depend upon Baptist Memorial Health Care to provide world-class healthcare services. The economic impact of the 14 hospitals operated by BMHC was over of \$2.6 billion dollars in 2012. The economic impact generated in excess of \$1.1 billion in labor income while supporting over 21,000 part-time and full-time jobs, both in the hospitals and in the local communities. State and local taxes generated as a result of annual operations in 2012 were in excess of \$89.0 million dollars.

The economic impact analysis of Baptist Memorial Health Care hospitals is broken into sections in this report. First, the economic impact of BMHC hospitals is examined in summary. The ability of the system to grow reflects the demand for healthcare by the residents of the Mid-South. The suburban growth of the Memphis community and the growth of other communities is reflected in the expansion of the 14 BMHC hospitals and associated healthcare services.

Second, the economic impact of each hospital in the system is analyzed separately. The BMHC hospitals form a network of integrated health service providers. Improved outcomes, economies of scale, and efficiencies are available through BMHC's broad and expanding network of hospitals and healthcare services.

Summary of the Economic Impacts of Baptist Memorial Health Care Hospitals

Baptist Memorial Health Care Hospitals (BMHCH) operates 14 hospitals in West Tennessee, North Mississippi, and Northeastern Arkansas. With more than 2,600 licensed beds, BMHCH employs in excess of 12,000 full-time equivalent employees. In the course of normal operations, BMHCH provides an abundance of charitable community benefits, including community health improvement services, health professions education, research, subsidized health services, cash and in-kind contributions, in addition to hospital-related healthcare services. While serving the medical needs of its catchment area is BMHCH's primary duty, BMHCH also plays a significant role in local economies.

The economic impacts described in this report were derived from BMHCH's total net revenues from direct operations during fiscal year 2012 (FY2012) using the IMPLAN[®] statistical model.¹ In the course of normal operations, BMHCH spends these revenues on a wide variety of goods and services, including medical supplies, wages and benefits, contract labor, repairs and maintenance, food services, and non-medical supplies and services. Subsequently, both BMHCH employees and employees and owners of BMHCH suppliers spend incomes derived via business or employment with BMHCH across all spectrums of the local economy.

Summary

In FY2012, BMHCH had total operating revenues of more than \$1.5 billion as a result of providing acute hospital care services to area citizens. As shown in Table 1, this resulted in a total production of goods and services (output) value of more than \$2.6 billion; total salaries, wages, and benefits of \$1.1 billion; 21,263 full- and part-time jobs; and state and local taxes in excess of \$89.0 million.

Table 1. Total Impacts of Baptist Memorial Health Care Hospitals, FY2012

Output (Value of Goods and Services)	\$2,637,489,495
Labor Income (Salaries, Wages, and Benefits)	\$1,127,442,428
Employment (Jobs, Full- and Part-Time)	21,263
State and Local Taxes	\$ 89,011,738

Table 2 presents a list of the top ten industries impacted by Baptist Memorial Health Care Hospitals, ranked by employment. Obviously, the hospital industry is the industry that benefited the most, but other industries also benefited from BMHCH's normal operations in FY2012. This

¹For more information on IMPLAN[®], see <http://implan.com/V4/Index.php>.

occurred as BMHCH, contractors, and employees bought supplies and spent their earnings throughout the local area as a result of the hospital's normal operations.

Table 2. Top Ten Industries Affected by Baptist Memorial Health Care Hospitals, Ranked by Employment, FY2012

Description	Employment	Labor Income	Output
Private hospitals	12,198	\$765,727,832	\$1,573,117,035
Real estate establishments	1,287	21,253,436	183,727,616
Employment services	870	22,896,326	32,072,681
Food services and drinking places	823	17,381,158	46,432,586
Offices of physicians, dentists, and other health practitioners	301	24,839,413	39,013,157
Medical and diagnostic labs and outpatient and other ambulatory care services	300	17,386,521	38,254,925
Services to buildings and dwellings	270	7,747,827	16,203,234
Wholesale trade businesses	268	18,437,373	44,830,456
Retail stores - General merchandise	218	5,608,883	12,690,298
Securities, commodity contracts, investments, and related activities	168	16,701,542	35,195,263

Further Explanation

1. Output Impact (Value of Goods and Services Produced)

Result: A total impact on the local areas served by BMHCH of over \$2.6 billion in goods and services produced as a result of the \$1.5 billion in direct expenditures resulting from the hospitals' normal operations in FY2012.

Table 3. Output Impact of Baptist Memorial Health Care Hospitals, FY2012

Direct Impact	\$1,526,549,600
Indirect Impact	489,471,552
Induced Impact	621,468,343
Total Impact	\$2,637,489,495

Note: Numbers may not add due to rounding differences.

- **Direct Output Impact:** The direct output impact of BMHCH expenditures is simply the total dollar amount of \$1.5 billion spent by BMHCH during FY2012. These expenditures include all operating costs, wages, fees, etc., paid by BMHCH.
- **Indirect Output Impact:** The indirect output impact of \$489.5 million can be described as subsequent purchases made (or wages paid) by businesses using monies earned by supplying goods or services to BMHCH. For example, assume that BMHCH purchases \$5,000 worth of supplies from a local office supply company. Part of that \$5,000 would then be spent by the office supply company on rent, and

part of it would be spent to pay employee wages. As a result, the money is recirculated into the local economy.

- **Induced Output Impact:** Monies spent by BMHCH also result in personal income for a variety of people through both direct and indirect means. That personal income is then spent by the individuals themselves in whatever manner they see fit. The \$621.5 million of output generated from this spending is considered to be an induced output impact.
- **Total Output Impact:** The \$2.6 billion total output impact is the sum of the direct, indirect, and induced output impacts.

2. Labor Income Impact (Salaries, Wages, and Benefits)

Result: A total increase in labor income of over \$1.1 billion.

Table 4. Labor Income Impact of Baptist Memorial Health Care Hospitals, FY2012

Direct Impact	\$ 742,815,862
Indirect Impact	167,792,494
Induced Impact	216,834,070
Total Impact	\$1,127,442,428

Note: Numbers may not add due to rounding differences.

- **Direct Income Impact:** The statistical model estimates that \$742.8 million of the original \$1.5 billion in total direct expenditures was paid directly (as salaries, wages, and benefits) to employees (nurses, case managers, administrators, etc.) of BMHCH. Note that actual hospital labor expenditures may differ.
- **Indirect Income Impact:** This represents the additional income of \$167.8 million earned by employees of businesses that provide goods and services to BMHCH (for example, wages paid to local food supply service workers).
- **Induced Income Impact:** Direct and indirect income earners will spend some of this additional income for personal consumption. The \$216.8 million in income generated from this spending is considered to be induced income. For example, a BMHCH employee pays a mechanic to fix her car, or a food service employee spends some of his wages at a local restaurant. The additional incomes of the mechanic and of the restaurant workers generated by these events are considered to be induced by the original expenditure of BMHCH.

- **Total Income Impact:** Total income of \$1.1 billion is the sum of the direct, indirect, and induced income impacts.

3. Employment Impact

Result: A cumulative effect on 21,263 jobs.

This effect accounts for both full- and part-time workers and is measured in annual average jobs.

4. Tax Revenue Impact

Result: Total local and state tax revenues of \$89.0 million.

These are taxes and other government revenues generated by the earnings of businesses supplying BMHCH, employee income, and employee expenditures of both hospital suppliers and the hospital as well. As shown in Table 5, state and local taxes and revenues generated include everything from corporate and personal income taxes to property taxes to hunting and fishing licenses purchased.

Table 5. Baptist Memorial Health Care Hospitals Estimated Tax Impact, FY2012

	Total
Corporate Profits Tax	\$ 143,457
Dividends	622,168
Indirect Business Tax: Motor Vehicle Licenses	1,102,936
Indirect Business Tax: Other Taxes	43,845,384
Indirect Business Tax: Property Tax	20,157,117
Indirect Business Tax: State and Local Non Taxes	661,523
Indirect Business Tax: Sales Tax	335,364
Indirect Business Tax: Severance Tax	5,010,627
Personal Tax: Income Tax	2,625,411
Personal Tax: Motor Vehicle Licenses	3,327,542
Personal Tax: Non Taxes (Fines, Fees)	5,883,158
Personal Tax: Other Tax (Fishing, Hunting Licenses)	3,351,700
Personal Tax: Property Taxes	1,015,932
Social Insurance Tax: Employee Contribution	352,231
Social Insurance Tax: Employer Contribution	577,193
Total State and Local Taxes	\$89,011,738

Summary of the Economic Impacts of Baptist Memorial Hospital-Memphis

Baptist Memorial Hospital-Memphis (BMHM) was built in 1979 and has 706 licensed beds and approximately 2,900 full-time equivalent employees. In FY2012, the hospital recorded 58,333 emergency room visits, 12,283 surgeries, 25,997 discharges, and an average daily census of 496.

- BMH-Memphis is a comprehensive healthcare facility that provides a full range of services, including cardiac care, general surgical services, heart and lung transplant services, medical and surgical intensive and acute care, nuclear medicine, open-heart surgery services, pediatric acute care, PET scanning, and stem cell transplant services. The facility provides all emergency services except trauma and has a pediatric emergency department with 24-hour pediatrician coverage. The hospital was the first in the Mid-South to perform coronary artery bypass surgery, the first in Memphis to have a freestanding radiation oncology center, and the first in the U.S. to perform the radial brachytherapy procedure.
- BMH-Memphis was named a Top Performer on Key Quality Measures by the Joint Commission, and in 2012, for the 17th time, the hospital won a Consumer Choice award thanks to a majority of Memphis-area residents naming the facility their hospital of choice in a national survey. In 2011, BMHM earned HealthGrades' Distinguished Hospital for Clinical Excellence Award™ and in 2010 won their Excellence in Women's Care award.
- According to the Sparks Bureau of Business and Economic Research at the University of Memphis, the FY2012 economic impact of BMHM was estimated at a total production of goods and services (output) value of more than \$967.2 million; total salaries, wages, and benefits of \$428.0 million; 7,365 full- and part-time jobs; and state and local taxes of \$33.1 million.

Table 1. Total Impacts of Baptist Memorial Hospital-Memphis, FY2012

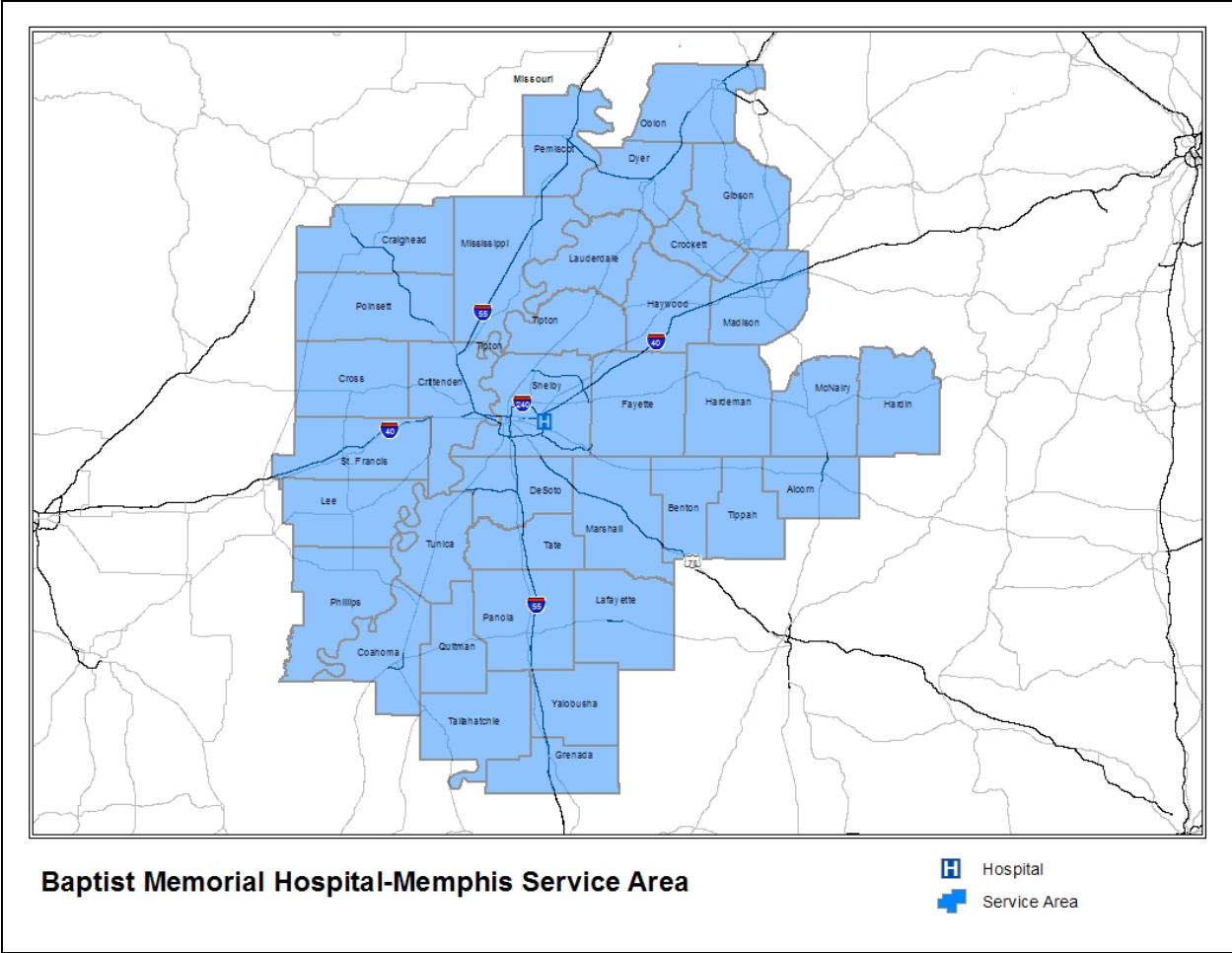
Output (Value of Goods and Services)	\$967,242,230
Labor Income (Salaries, Wages, and Benefits)	\$427,985,962
Employment (Jobs, Full- and Part-Time)	7,365
State and Local Taxes	\$ 33,082,589

- The economic impact of BMH-Memphis extends beyond the hospital campus. Sectors directly and indirectly affected by BMH-Memphis are shown in Table 2.

Table 2. Top Ten Industries Affected by Baptist Memorial Hospital-Memphis, Ranked by Employment, FY2012

Description	Employment	Labor Income	Output
Private hospitals	3,917	\$277,380,857	\$542,055,792
Real estate establishments	479	9,236,185	72,745,277
Employment services	336	9,536,919	13,048,738
Food services and drinking places	295	6,754,831	17,211,492
Medical and diagnostic labs and outpatient and other ambulatory care services	129	7,650,461	16,744,591
Wholesale trade businesses	118	8,381,127	19,961,591
Offices of physicians, dentists, and other health practitioners	109	9,546,954	14,606,804
Services to buildings and dwellings	95	3,092,920	6,105,146
Securities, commodity contracts, investments, and related activities	83	8,497,844	17,523,549
Retail stores - General merchandise	78	2,088,486	4,650,266

Baptist Memorial Hospital-Memphis



Summary of the Economic Impacts of Baptist Memorial Hospital-Memphis

Baptist Memorial Hospital-Memphis (BMHM) was built in 1979 and has 706 licensed beds and approximately 2,900 full-time employees. In fiscal year 2012 (FY2012), the hospital recorded 58,333 emergency room visits, 12,283 surgeries, 25,997 discharges, and an average daily census of 496. BMHM is a comprehensive healthcare facility that provides a full range of services, including cardiac care, general surgical services, heart and lung transplant services, medical and surgical intensive and acute care, nuclear medicine, open-heart surgery services, pediatric acute care, PET scanning, and stem cell transplant services. The facility provides all emergency services except trauma and has a pediatric emergency department with 24-hour pediatrician coverage. The hospital was the first in the Mid-South to perform coronary artery bypass surgery, the first in Memphis to have a freestanding radiation oncology center, and the first in the U.S. to perform the radial brachytherapy procedure.

Baptist Memorial Hospital-Memphis was named a Top Performer on Key Quality Measures by the Joint Commission, and in 2012, for the 17th time, the hospital won a Consumer Choice award thanks to a majority of Memphis-area residents naming the facility their hospital of choice in a national survey. In 2011, BMH-Memphis earned HealthGrades' Distinguished Hospital for Clinical Excellence Award™ and in 2010 won their Excellence in Women's Care award.

The economic impacts described in this report were derived from BMH-Memphis' total net revenues from direct operations during FY2012 using the IMPLAN[®] statistical model.¹ In the course of normal operations, BMHM spends these revenues on a wide variety of goods and services, including medical supplies, wages and benefits, contract labor, repairs and maintenance, food services, and non-medical supplies and services. Subsequently, both BMHM employees and employees and owners of BMHM suppliers spend incomes derived via business or employment with BMHM across all spectrums of the local economy.

Summary

In FY2012, BMHM had total operating revenues of more than \$524.3 million as a result of providing acute hospital care services to the area's citizens. As shown in Table 1, this resulted in a total production of goods and services (output) value of more than \$967.2 million; total

¹For more information on IMPLAN[®], see <http://implan.com/V4/Index.php>.

salaries, wages, and benefits of \$428.0 million; 7,365 full- and part-time jobs; and state and local taxes of \$33.1 million.

Table 1. Total Impacts of Baptist Memorial Hospital-Memphis, FY2012

Output (Value of Goods and Services)	\$967,242,230
Labor Income (Salaries, Wages, and Benefits)	\$427,985,962
Employment (Jobs, Full- and Part-Time)	7,365
State and Local Taxes	\$ 33,082,589

Table 2 presents a list of the top ten industries impacted by Baptist Memorial Hospital-Memphis, ranked by employment. Obviously, the hospital industry is the industry that benefited the most, but other industries also benefited from BMHM’s normal operations in FY2012. This occurred as BMH-Memphis, contractors, and employees bought supplies and spent their earnings throughout the local area as a result of the hospital’s normal operations.

Table 2. Top Ten Industries Affected by Baptist Memorial Hospital-Memphis, Ranked by Employment, FY2012

Description	Employment	Labor Income	Output
Private hospitals	3,917	\$277,380,857	\$542,055,792
Real estate establishments	479	9,236,185	72,745,277
Employment services	336	9,536,919	13,048,738
Food services and drinking places	295	6,754,831	17,211,492
Medical and diagnostic labs and outpatient and other ambulatory care services	129	7,650,461	16,744,591
Wholesale trade businesses	118	8,381,127	19,961,591
Offices of physicians, dentists, and other health practitioners	109	9,546,954	14,606,804
Services to buildings and dwellings	95	3,092,920	6,105,146
Securities, commodity contracts, investments, and related activities	83	8,497,844	17,523,549
Retail stores - General merchandise	78	2,088,486	4,650,266

Further Explanation

1. Output Impact (Value of Goods and Services Produced)

Result: A total impact on the local area of over \$967.2 million in goods and services produced as a result of the provision of \$524.3 million in services as part of the hospital’s normal operations in FY2012.

Table 3. Output Impact of Baptist Memorial Hospital-Memphis, FY2012

Direct Impact	\$524,342,565
Indirect Impact	193,176,679
Induced Impact	249,722,986
Total Impact	\$967,242,230

Note: Numbers may not add due to rounding differences.

- **Direct Output Impact:** The direct output impact of BMHM expenditures is simply the total dollar amount of \$524.3 million spent by BMHM during FY2012. These expenditures include all operating costs, wages, fees, etc., paid by BMHM.
- **Indirect Output Impact:** The indirect output impact of \$193.2 million can be described as subsequent purchases made (or wages paid) by businesses using monies earned by supplying goods or services to BMH-Memphis. For example, assume that BMH-Memphis purchases \$5,000 worth of supplies from a local office supply company. Part of that \$5,000 would then be spent by the office supply company on rent, and part of it would be spent to pay employee wages. As a result, the money is recirculated into the local economy.
- **Induced Output Impact:** Monies spent by BMHM also result in personal income for a variety of people through both direct and indirect means. That personal income is then spent by the individuals themselves in whatever manner they see fit. The \$249.7 million of output generated from this spending is considered to be an induced output impact.
- **Total Output Impact:** The \$967.2 million total output impact is the sum of the direct, indirect, and induced output impacts.

2. Labor Income Impact (Salaries, Wages, and Benefits)

Result: Total local area labor income of almost \$428.0 million.

Table 4. Labor Income Impact of Baptist Memorial Hospital-Memphis, FY2012

Direct Impact	\$268,316,643
Indirect Impact	69,364,710
Induced Impact	90,304,608
Total Impact	\$427,985,962

Note: Numbers may not add due to rounding differences.

- **Direct Income Impact:** The statistical model estimates that \$268.3 million of the original \$524.3 million in total direct expenditures was paid directly (as salaries, wages, and benefits) to employees (nurses, case managers, administrators, etc.) of BMH-Memphis. Note that actual hospital labor expenditures may differ.
- **Indirect Income Impact:** This represents the additional income of \$69.4 million earned by employees of businesses that provide goods and services to BMHM (for example, wages paid to local food supply service workers).
- **Induced Income Impact:** Direct and indirect income earners will spend some of this additional income for personal consumption. The \$90.3 million in income generated from this spending is considered to be induced income. For example, a BMH-Memphis employee pays a mechanic to fix her car, or a food service employee spends some of his wages at a local restaurant. The additional incomes of the mechanic and of the restaurant workers generated by these events are considered to be induced by the original expenditure of BMHM.
- **Total Income Impact:** Total income of \$428.0 million is the sum of the direct, indirect, and induced income impacts.

3. Employment Impact

Result: A cumulative effect on 7,365 jobs.

This effect accounts for both full- and part-time workers and is measured in annual average jobs.

4. Tax Revenue Impact

Result: Total local and state tax revenues of \$33.1 million.

These are taxes and other government revenues generated by the earnings of businesses supplying BMH-Memphis, employee income, and employee expenditures of both hospital suppliers and the hospital as well. As shown in Table 5, state and local taxes and revenues generated include everything from corporate and personal income taxes to property taxes to hunting and fishing licenses purchased.

Table 5. Baptist Memorial Hospital-Memphis Tax Impact, FY2012

	Total
Corporate Profits Tax	\$ 50,767
Dividends	154,304
Indirect Business Tax: Motor Vehicle Licenses	273,539
Indirect Business Tax: Other Taxes	16,935,602
Indirect Business Tax: Property Tax	7,609,587
Indirect Business Tax: State and Local Non Taxes	260,490
Indirect Business Tax: Sales Tax	71,857
Indirect Business Tax: Severance Tax	2,127,818
Personal Tax: Income Tax	981,775
Personal Tax: Motor Vehicle Licenses	1,312,658
Personal Tax: Non Taxes (Fines, Fees)	1,339,920
Personal Tax: Other Tax (Fishing, Hunting Licenses)	1,191,038
Personal Tax: Property Taxes	413,722
Social Insurance Tax: Employee Contribution	136,112
Social Insurance Tax: Employer Contribution	223,399
Total State and Local Taxes	\$33,082,589

Summary of the Economic Impacts of Baptist Memorial Hospital-DeSoto

Baptist Memorial Hospital-DeSoto (BMHD) was the first hospital in Desoto County to offer open-heart surgery, radiation therapy, and an open MRI. The hospital contains 339 licensed beds and has approximately 1,966 full-time equivalent employees. In FY2012, the hospital recorded 60,663 emergency room visits, 1,941 births, 5,381 surgeries, 15,801 discharges, and had an average daily census of 214.

- The DeSoto County hospital provides a full set of services, including cardiopulmonary, labor and delivery, general surgical, nuclear medicine, physical and occupational therapy, and skilled nursing care.
- The hospital was named a Top Performer on Key Quality Measures by the Joint Commission and was ranked number one in heart services in Mississippi in 2012 by HealthGrades.
- According to the Sparks Bureau of Business and Economic Research at the University of Memphis, the FY2012 economic impact of BMHD was estimated at a total production of goods and services (output) value of more than \$504.2 million; total salaries, wages, and benefits of \$219.4 million; 3,903 full- and part-time jobs; and state and local taxes of \$17.0 million.

Table 1. Total Impacts of Baptist Memorial Hospital-DeSoto, FY2012

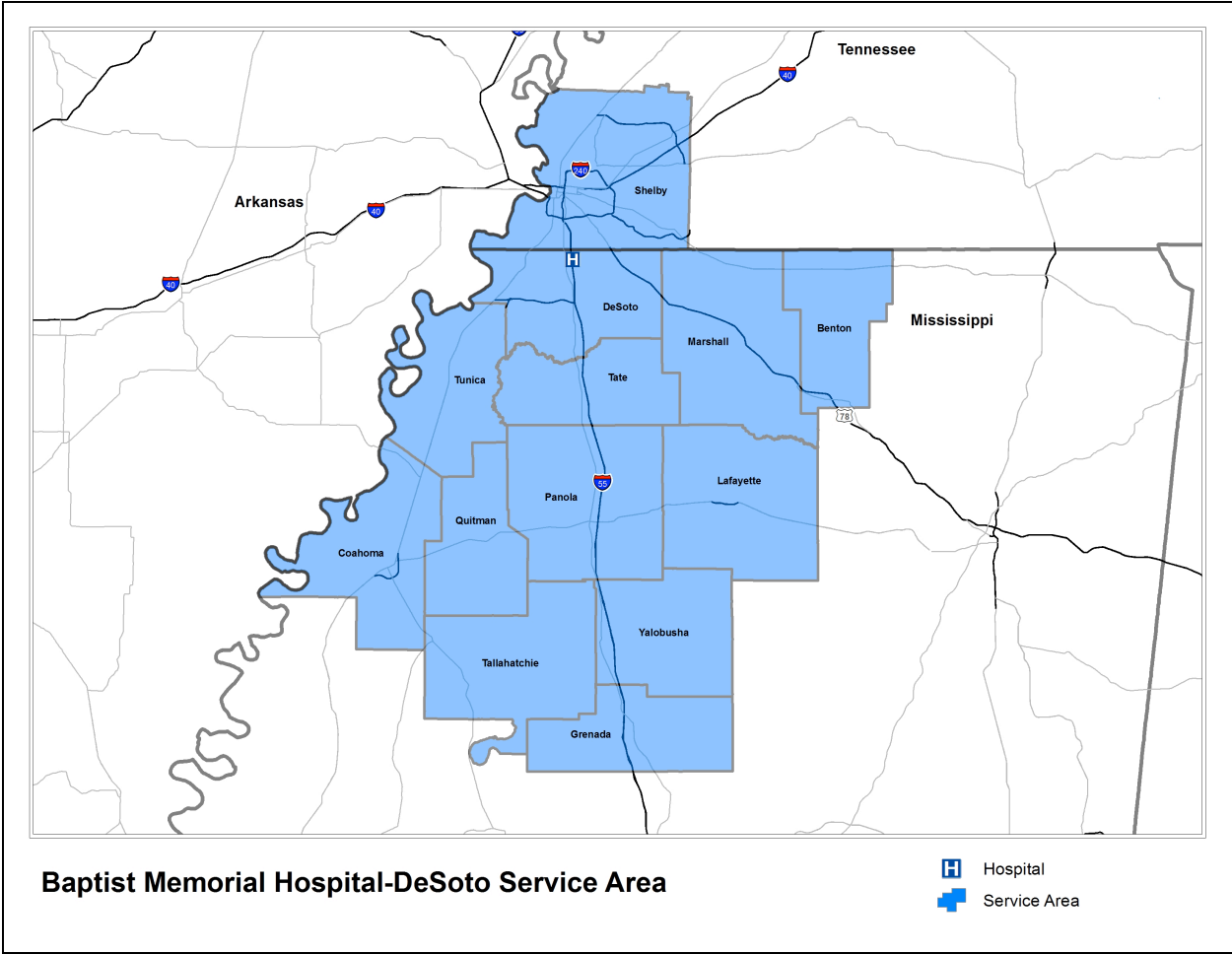
Output (Value of Goods and Services)	\$504,208,590
Labor Income (Salaries, Wages, and Benefits)	\$219,373,935
Employment (Jobs, Full- and Part-Time)	3,903
State and Local Taxes	\$ 16,957,231

- The economic impact of BMHD extends beyond the hospital campus. Sectors directly and indirectly affected by BMHD are shown in Table 2.

Table 2. Top Ten Industries Affected by Baptist Memorial Hospital-DeSoto, Ranked by Employment, FY2012

Description	Employment	Labor Income	Output
Private hospitals	2,105	\$142,177,865	\$282,565,398
Real estate establishments	250	4,734,217	37,921,001
Employment services	175	4,888,365	6,802,108
Food services and drinking places	154	3,462,342	8,972,088
Medical and diagnostic labs and outpatient and other ambulatory care services	68	3,921,417	8,728,700
Wholesale trade businesses	61	4,295,937	10,405,672
Offices of physicians, dentists, and other health practitioners	57	4,893,508	7,614,303
Services to buildings and dwellings	50	1,585,346	3,182,519
Securities, commodity contracts, investments, and related activities	43	4,355,763	9,134,758
Retail stores - General merchandise	41	1,070,501	2,424,113

Baptist Memorial Hospital-DeSoto



Summary of the Economic Impacts of Baptist Memorial Hospital-DeSoto

Baptist Memorial Hospital-DeSoto (BMHD) is located in Southaven, Mississippi, and was built in 1988, with a 447,000-square-foot tower added in 2006. The hospital was the first in DeSoto County to offer open-heart surgery, radiation therapy, and an open MRI. The hospital contains 339 licensed beds and has approximately 1,966 full-time equivalent employees. In fiscal year 2012 (FY2012), the hospital recorded 60,663 emergency room visits, 1,941 births, 5,381 surgeries, 15,801 discharges, and had an average daily census of 214.

The DeSoto County hospital provides a full set of services, including cardiopulmonary, labor and delivery, general surgical, nuclear medicine, physical and occupational therapy, and skilled nursing care. Additional special services also include an occupational medicine program, a radiation oncology center, a PET scanner, a sleep disorder center, as well as a women's pavilion. The hospital was named a Top Performer on Key Quality Measures by the Joint Commission and was ranked number one in heart services in Mississippi in 2012 by HealthGrades.

The economic impacts described in this report were derived from BMHD's total net revenues from direct operations during FY2012 using the IMPLAN[®] statistical model.¹ In the course of normal operations, BMHD spends these revenues on a wide variety of goods and services, including medical supplies, wages and benefits, contract labor, repairs and maintenance, food services, and non-medical supplies and services. Subsequently, both BMHD employees and employees and owners of BMHD suppliers spend incomes derived via business or employment with BMHD across all spectrums of the local economy.

Summary

In FY2012, BMHD had total operating revenues of \$273.3 million as a result of providing acute hospital care services to the area's citizens. As shown in Table 1, this resulted in a total production of goods and services (output) value of more than \$504.2 million; total salaries, wages, and benefits of \$219.4 million; 3,903 full- and part-time jobs; and state and local taxes of \$17.0 million.

¹For more information on IMPLAN[®], see <http://implan.com/V4/Index.php>.

Table 1. Total Impacts of Baptist Memorial Hospital-DeSoto, FY2012

Output (Value of Goods and Services)	\$504,208,590
Labor Income (Salaries, Wages, and Benefits)	\$219,373,935
Employment (Jobs, Full- and Part-Time)	3,903
State and Local Taxes	\$ 16,957,231

Table 2 presents a list of the top ten industries impacted by Baptist Memorial Hospital-DeSoto, ranked by employment. Obviously, the hospital industry is the industry that benefited the most, but other industries also benefited from BMHD's normal operations in FY2012. This occurred as BMHD, contractors, and employees bought supplies and spent their earnings throughout the local area as a result of the hospital's normal operations.

Table 2. Top Ten Industries Affected by Baptist Memorial Hospital-DeSoto, Ranked by Employment, FY2012

Description	Employment	Labor Income	Output
Private hospitals	2,105	\$142,177,865	\$282,565,398
Real estate establishments	250	4,734,217	37,921,001
Employment services	175	4,888,365	6,802,108
Food services and drinking places	154	3,462,342	8,972,088
Medical and diagnostic labs and outpatient and other ambulatory care services	68	3,921,417	8,728,700
Wholesale trade businesses	61	4,295,937	10,405,672
Offices of physicians, dentists, and other health practitioners	57	4,893,508	7,614,303
Services to buildings and dwellings	50	1,585,346	3,182,519
Securities, commodity contracts, investments, and related activities	43	4,355,763	9,134,758
Retail stores - General merchandise	41	1,070,501	2,424,113

Further Explanation

5. Output Impact (Value of Goods and Services Produced)

Result: A total impact on the local area of \$504.2 million in goods and services produced as a result of the provision of \$273.3 million in services as part of the hospital's normal operations in FY2012.

Table 3. Output Impact of Baptist Memorial Hospital-DeSoto, FY2012

Direct Impact	\$273,331,764
Indirect Impact	100,700,050
Induced Impact	130,176,776
Total Impact	\$504,208,590

Note: Numbers may not add due to rounding differences.

- **Direct Output Impact:** The direct output impact of BMHD expenditures is simply the total dollar amount of \$273.3 million spent by BMHD during FY2012. These expenditures include all operating costs, wages, fees, etc., paid by BMHD.
- **Indirect Output Impact:** The indirect output impact of \$100.7 million can be described as subsequent purchases made (or wages paid) by businesses using monies earned by supplying goods or services to BMHD. For example, assume that BMHD purchases \$5,000 worth of supplies from a local office supply company. Part of that \$5,000 would then be spent by the office supply company on rent, and part of it would be spent to pay employee wages. As a result, the money is recirculated into the local economy.
- **Induced Output Impact:** Monies spent by BMHD also result in personal income for a variety of people through both direct and indirect means. That personal income is then spent by the individuals themselves in whatever manner they see fit. The \$130.2 million of output generated from this spending is considered to be an induced output impact.
- **Total Output Impact:** The \$504.2 million total output impact is the sum of the direct, indirect, and induced output impacts.

6. Labor Income Impact (Salaries, Wages, and Benefits)

Result: Total local area labor income of almost \$219.4 million.

Table 4. Labor Income Impact of Baptist Memorial Hospital-DeSoto, FY2012

Direct Impact	\$137,531,795
Indirect Impact	35,554,459
Induced Impact	46,287,680
Total Impact	\$219,373,935

Note: Numbers may not add due to rounding differences.

- **Direct Income Impact:** The statistical model estimates that \$137.5 million of the original \$273.3 million in total direct expenditures was paid directly (as salaries, wages, and benefits) to employees (nurses, case managers, administrators, etc.) of BMHD. Note that actual hospital labor expenditures may differ.
- **Indirect Income Impact:** This represents the additional income of \$35.6 million earned by employees of businesses that provide goods and services to BMHD (for example, wages paid to local food supply service workers).

- **Induced Income Impact:** Direct and indirect income earners will spend some of this additional income for personal consumption. The \$46.3 million in income generated from this spending is considered to be induced income. For example, a BMHD employee pays a mechanic to fix her car, or a food service employee spends some of his wages at a local restaurant. The additional incomes of the mechanic and of the restaurant workers generated by these events are considered to be induced by the original expenditure of BMHD.
- **Total Income Impact:** Total income of \$219.4 million is the sum of the direct, indirect, and induced income impacts.

7. Employment Impact

Result: A cumulative effect on 3,903 jobs.

This effect accounts for both full- and part-time workers and is measured in annual average jobs.

8. Tax Revenue Impact

Result: Total local and state tax revenues of approximately \$17.0 million.

These are taxes and other government revenues generated by the earnings of businesses supplying BMHD, employee income, and employee expenditures of both hospital suppliers and the hospital as well. As shown in Table 5, state and local taxes and revenues generated include everything from corporate and personal income taxes to property taxes to hunting and fishing licenses purchased.

Table 5. Baptist Memorial Hospital-DeSoto Tax Impact, FY2012

	Total
Corporate Profits Tax	\$ 26,022
Dividends	79,092
Indirect Business Tax: Motor Vehicle Licenses	140,208
Indirect Business Tax: Other Taxes	8,680,727
Indirect Business Tax: Property Tax	3,900,467
Indirect Business Tax: State and Local Non Taxes	133,520
Indirect Business Tax: Sales Tax	36,832
Indirect Business Tax: Severance Tax	1,090,661
Personal Tax: Income Tax	503,231
Personal Tax: Motor Vehicle Licenses	672,832
Personal Tax: Non Taxes (Fines, Fees)	686,807
Personal Tax: Other Tax (Fishing, Hunting Licenses)	610,494
Personal Tax: Property Taxes	212,063
Social Insurance Tax: Employee Contribution	69,767
Social Insurance Tax: Employer Contribution	114,508
Total State and Local Taxes	\$16,957,231

Summary of the Economic Impacts of NEA Baptist Memorial Hospital

NEA Baptist Memorial Hospital (NEAB), located in Jonesboro, Arkansas, was built in 1976 and became affiliated with the Baptist system in 2007. The hospital has 100 licensed beds and approximately 726 full-time equivalent employees. In 2012, the hospital reported an average daily census of 67 and had 22,555 emergency room visits, 743 births, 6,761 surgeries, and 6,301 discharges.

- NEA Baptist Memorial provides a comprehensive set of services, including emergency department, labor and delivery, an intensive care unit, surgery (inpatient and outpatient), cardiology, cardiopulmonary, and dialysis. Special services provided by the facility include dermatology, family practice, oncology, pediatrics, plastic surgery, podiatry, radiology, and vascular surgery.
- In 2010, the NEA Baptist Health System broke ground on a 500,000-square-foot hospital and clinic. NEA Baptist is the only area hospital to win HealthGrades' Outstanding Patient Experience award in 2011 and 2012.
- According to the Sparks Bureau of Business and Economic Research at the University of Memphis, the FY2012 economic impact of NEAB was estimated at a total production of goods and services (output) value of over \$135.5 million; total salaries, wages, and benefits of \$54.5 million; 1,279 full- and part-time jobs; and state and local taxes of \$4.8 million.

Table 1. Total Impacts of NEA Baptist Memorial Hospital, FY2012

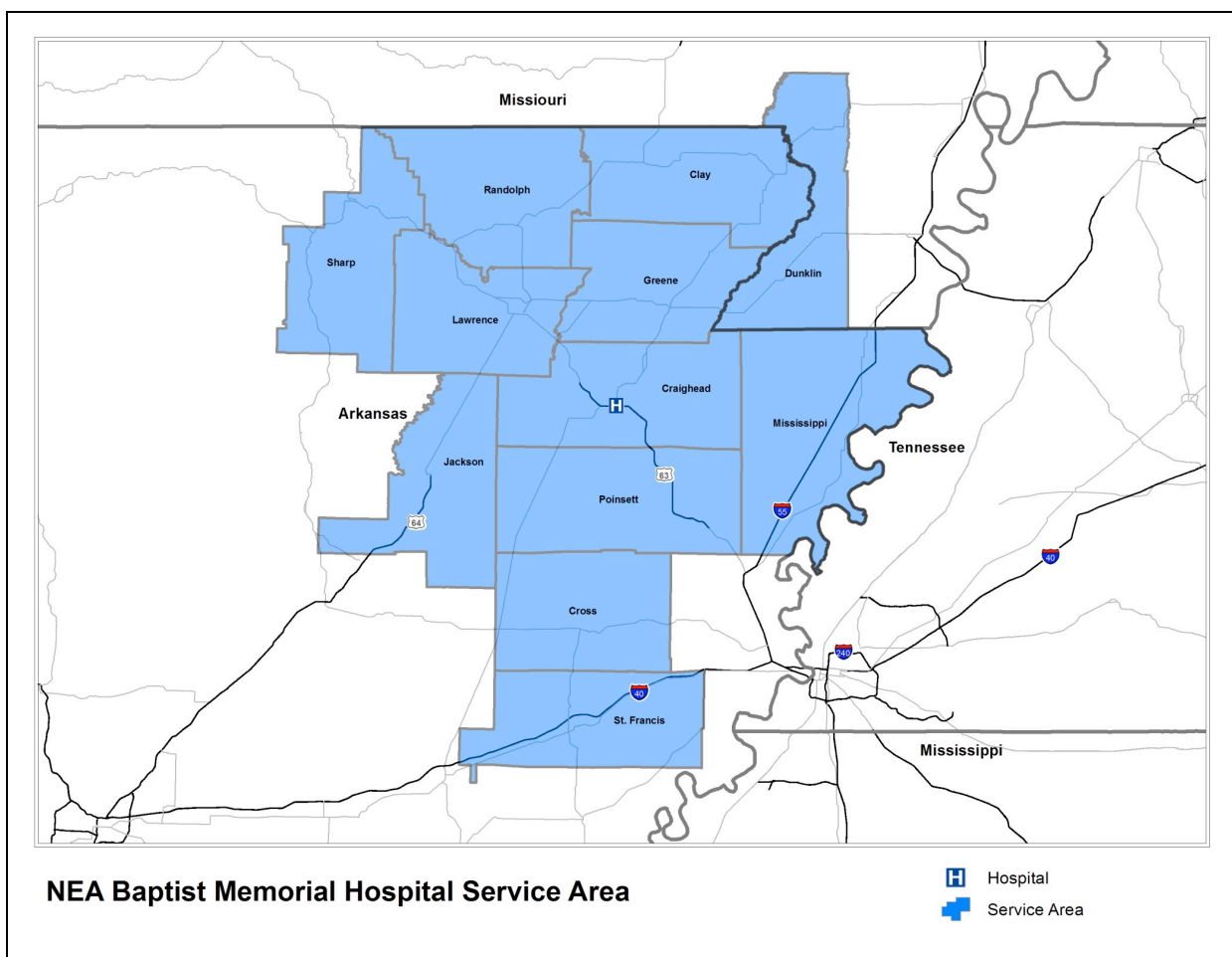
Output (Value of Goods and Services)	\$135,513,002
Labor Income (Salaries, Wages, and Benefits)	\$ 54,458,850
Employment (Jobs, Full- and Part-Time)	1,279
State and Local Taxes	\$ 4,783,911

- The economic impact of NEAB extends beyond the hospital campus. Sectors directly and indirectly affected by NEAB are shown in Table 2.

Table 2. Top Ten Industries Affected by NEA Baptist Memorial Hospital, Ranked by Employment, FY2012

Description	Employment	Labor Income	Output
Private hospitals	765	\$38,586,867	\$87,543,735
Employment services	84	1,477,141	2,315,712
Real estate establishments	61	620,775	6,849,627
Food services and drinking places	49	902,093	2,595,026
Medical and diagnostic labs and outpatient and other ambulatory care services	29	1,260,595	3,010,096
Offices of physicians, dentists, and other health practitioners	17	1,364,685	2,145,845
Services to buildings and dwellings	15	361,495	818,946
Wholesale trade businesses	13	791,193	2,087,338
Retail stores - General merchandise	12	288,362	676,894
Civic, social, professional, and similar organizations	10	203,867	344,396

NEA Baptist Memorial Hospital



Summary of the Economic Impacts of NEA Baptist Memorial Hospital

NEA Baptist Memorial Hospital (NEAB), located in Jonesboro, Arkansas, was built in 1976 and became affiliated with the Baptist system in 2007. The hospital has 100 licensed beds and approximately 726 full-time equivalent employees. In fiscal year 2012 (FY2012), the hospital reported an average daily census of 67 and had 22,555 emergency room visits, 743 births, 6,761 surgeries, and 6,301 discharges. NEA Baptist provides a comprehensive set of services, including emergency department, labor and delivery, an intensive care unit, surgery (inpatient and outpatient), cardiology, cardiopulmonary, and dialysis. Special services provided by the facility include dermatology, family practice, oncology, pediatrics, plastic surgery, podiatry, radiology, and vascular surgery. In 2010, the NEA Baptist Health System broke ground on a 500,000-square-foot hospital and clinic. NEA Baptist is the only area hospital to win HealthGrades' Outstanding Patient Experience award in 2011 and 2012.

The economic impacts described in this report were derived from NEAB's total net revenues from direct operations during FY2012 using the IMPLAN[®] statistical model.¹ In the course of normal operations, NEAB spends these revenues on a wide variety of goods and services, including medical supplies, wages and benefits, contract labor, repairs and maintenance, food services, and non-medical supplies and services. Subsequently, both NEAB employees and employees and owners of NEAB suppliers spend incomes derived via business or employment with NEAB across all spectrums of the local economy.

Summary

In FY2012, NEAB had total operating revenues of \$84.9 million as a result of providing acute hospital care services to the area's citizens. As shown in Table 1, this resulted in a total production of goods and services (output) value of over \$135.5 million; total salaries, wages, and benefits of \$54.5 million; 1,279 full- and part-time jobs; and state and local taxes of \$4.8 million.

Table 1. Total Impacts of NEA Baptist Memorial Hospital, FY2012

Output (Value of Goods and Services)	\$135,513,002
Labor Income (Salaries, Wages, and Benefits)	\$ 54,458,850
Employment (Jobs, Full- and Part-Time)	1,279
State and Local Taxes	\$ 4,783,911

¹For more information on IMPLAN[®], see <http://implan.com/V4/Index.php>.

Table 2 presents a list of the top ten industries impacted by NEA Baptist Memorial, ranked by employment. Obviously, the hospital industry is the industry that benefited the most, but other industries also benefited from NEAB's normal operations in FY2012. This occurred as NEAB, contractors, and employees bought supplies and spent their earnings throughout the local area as a result of the hospital's normal operations.

Table 2. Top Ten Industries Affected by NEA Baptist Memorial Hospital, Ranked by Employment, FY2012

Description	Employment	Labor Income	Output
Private hospitals	765	\$38,586,867	\$87,543,735
Employment services	84	1,477,141	2,315,712
Real estate establishments	61	620,775	,849,627
Food services and drinking places	49	902,093	2,595,026
Medical and diagnostic labs and outpatient and other ambulatory care services	29	1,260,595	3,010,096
Offices of physicians, dentists, and other health practitioners	17	1,364,685	2,145,845
Services to buildings and dwellings	15	361,495	818,946
Wholesale trade businesses	13	791,193	2,087,338
Retail stores - General merchandise	12	288,362	676,894
Civic, social, professional, and similar organizations	10	203,867	344,396

Further Explanation

1. Output Impact (Value of Goods and Services Produced)

Result: A total impact on the local area of \$135.5 million in goods and services produced as a result of the provision of \$84.9 million in services as part of the hospital's normal operations in FY2012.

Table 3. Output Impact of NEA Baptist Memorial Hospital, FY2012

Direct Impact	\$ 84,862,700
Indirect Impact	23,192,499
Induced Impact	27,457,804
Total Impact	\$135,513,002

Note: Numbers may not add due to rounding differences.

- **Direct Output Impact:** The direct output impact of NEAB expenditures is simply the total dollar amount of \$84.9 million spent by NEAB during FY2012. These expenditures include all operating costs, wages, fees, etc., paid by NEAB.
- **Indirect Output Impact:** The indirect output impact of \$23.2 million can be described as subsequent purchases made (or wages paid) by businesses using monies earned by supplying goods or services to NEAB. For example, assume that NEAB

purchases \$5,000 worth of supplies from a local office supply company. Part of that \$5,000 would then be spent by the office supply company on rent, and part of it would be spent to pay employee wages. As a result, the money is recirculated into the local economy.

- **Induced Output Impact:** Monies spent by NEAB also result in personal income for a variety of people through both direct and indirect means. That personal income is then spent by the individuals themselves in whatever manner they see fit. The \$27.5 million of output generated from this spending is considered to be an induced output impact.
- **Total Output Impact:** The \$135.5 million total output impact is the sum of the direct, indirect, and induced output impacts.

2. Labor Income Impact (Salaries, Wages, and Benefits)

Result: Total local area labor income of almost \$54.5 million.

Table 4. Labor Income Impact of NEA Baptist Memorial Hospital, FY2012

Direct Impact	\$37,405,141
Indirect Impact	7,887,005
Induced Impact	9,166,703
Total Impact	\$54,458,850

Note: Numbers may not add due to rounding differences.

- **Direct Income Impact:** The statistical model estimates that \$37.4 million of the original \$84.9 million in total direct expenditures was paid directly (as salaries, wages, and benefits) to employees (nurses, case managers, administrators, etc.) of NEAB. Note that actual hospital labor expenditures may differ.
- **Indirect Income Impact:** This represents the additional income of \$7.9 million earned by employees of businesses that provided goods and services to NEAB (for example, wages paid to local food supply service workers).
- **Induced Income Impact:** Direct and indirect income earners will spend some of this additional income for personal consumption. The \$9.2 million in income generated from this spending is considered to be induced income. For example, a NEAB employee pays a mechanic to fix her car, or a food service employee spends some of his wages at a local restaurant. The additional incomes of the mechanic and of the

restaurant workers generated by these events are considered to be induced by the original expenditure of NEAB.

- **Total Income Impact:** Total income of \$54.5 million is the sum of the direct, indirect, and induced income impacts.

3. Employment Impact

Result: A cumulative effect on 1,279 jobs.

This effect accounts for both full- and part-time workers and is measured in annual average jobs.

4. Tax Revenue Impact

Result: Total local and state tax revenues of approximately \$4.8 million.

These are taxes and other government revenues generated by the earnings of businesses supplying NEAB, employee income, and employee expenditures of both hospital suppliers and the hospital as well. As shown in Table 5, state and local taxes and revenues generated include everything from corporate and personal income taxes to property taxes to hunting and fishing licenses purchased.

Table 5. NEA Baptist Memorial Hospital Tax Impact, FY2012

	Total
Corporate Profits Tax	\$ 6,130
Dividends	34,584
Indirect Business Tax: Motor Vehicle Licenses	61,308
Indirect Business Tax: Other Taxes	2,318,322
Indirect Business Tax: Property Tax	751,152
Indirect Business Tax: State and Local Non Taxes	30,413
Indirect Business Tax: Sales Tax	11,254
Indirect Business Tax: Severance Tax	111,468
Personal Tax: Income Tax	130,724
Personal Tax: Motor Vehicle Licenses	122,614
Personal Tax: Non Taxes (Fines, Fees)	974,185
Personal Tax: Other Tax (Fishing, Hunting Licenses)	147,597
Personal Tax: Property Taxes	38,812
Social Insurance Tax: Employee Contribution	11,337
Social Insurance Tax: Employer Contribution	34,012
Total State and Local Taxes	\$4,783,911

Summary of the Economic Impacts of Baptist Memorial Hospital-Booneville

Baptist Memorial Hospital–Booneville (BMHB), located in Booneville, Mississippi, was founded in 1949 and was the first Hill-Burton Act facility to be built in the nation. The hospital became affiliated with the Baptist system in 1982 and has 114 licensed beds and approximately 264 full-time equivalent employees. In fiscal year 2012 (FY2012), the average daily census was 25, and the hospital recorded 15,044 emergency room visits, 952 surgeries, and 1,437 discharges.

- The hospital provides critical care/intensive care, 24-hour emergency room services, general surgery, gynecological care, occupational therapy, physical therapy, pediatrics, speech therapy, and general medical and surgical services. The hospital also provides industrial medicine services, laparoscopic surgery services, and a sleep disorders laboratory.
- The hospital was recognized as a Top Performer on Key Quality Measures by the Joint Commission and was named Hospital of the Year in 2011 by the Mississippi Nurses Association.
- According to the Sparks Bureau of Business and Economic Research at the University of Memphis, the FY2012 economic impact of BMHB was estimated at a total production of goods and services (output) value of \$28.8 million; total salaries, wages, and benefits of \$10.9 million; 278 full- and part-time jobs; and state and local taxes of \$854,059.

Table 1. Total Impacts of Baptist Memorial Hospital-Booneville, FY2012

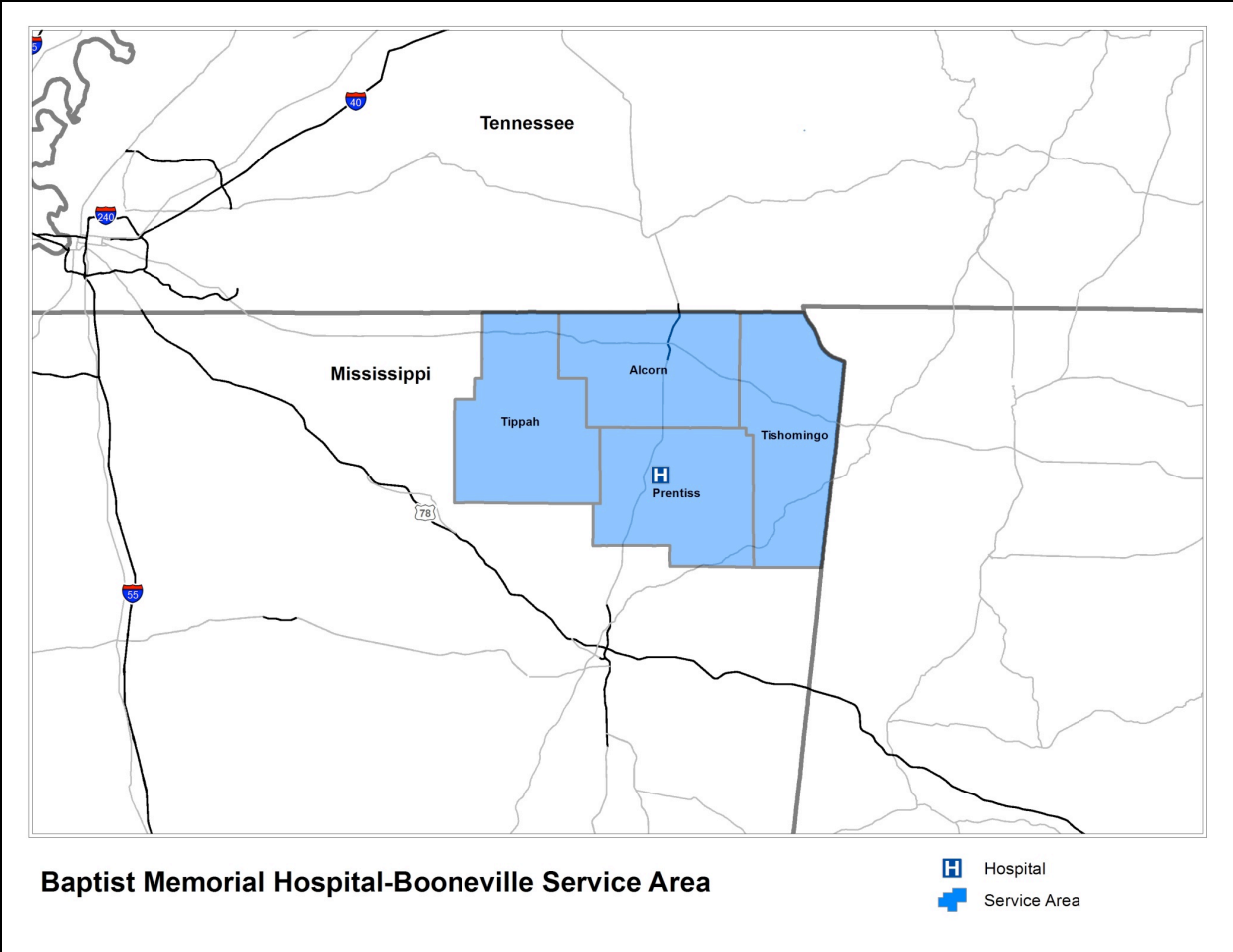
Output (Value of Goods and Services)	\$28,849,870
Labor Income (Salaries, Wages, and Benefits)	\$10,900,381
Employment (Jobs, Full- and Part-Time)	278
State and Local Taxes	\$ 854,059

- The economic impact of BMHB extends beyond the hospital campus. Sectors directly and indirectly affected by BMHB are shown in Table 2.

Table 2. Top Ten Industries Affected by Baptist Memorial Hospital-Booneville, Ranked by Employment, FY2012

Description	Employment	Labor Income	Output
Private hospitals	207	\$8,760,900	\$22,018,803
Employment services	16	407,261	564,816
Food services and drinking places	8	107,002	373,377
Retail stores - General merchandise	3	69,985	161,969
Nursing and residential care facilities	3	59,409	125,530
Real estate establishments	2	47,735	310,015
Management, scientific, and technical consulting services	2	91,471	174,922
Maintenance and repair construction of nonresidential structures	2	60,237	147,303
Offices of physicians, dentists, and other health practitioners	2	63,980	151,162
Retail stores - Motor vehicle and parts	2	52,300	121,267

Baptist Memorial Hospital-Booneville



Summary of the Economic Impacts of Baptist Memorial Hospital-Booneville

Baptist Memorial Hospital–Booneville (BMHB), located in Booneville, Mississippi, was founded in 1949 and was the first Hill-Burton Act facility to be built in the nation. The hospital became affiliated with the Baptist system in 1982 and has 114 licensed beds and approximately 264 full-time equivalent employees. In fiscal year 2012 (FY2012), the average daily census was 25, and the hospital recorded 15,044 emergency room visits, 952 surgeries, and 1,437 discharges. The hospital provides critical care/intensive care, 24-hour emergency room services, general surgery, gynecological care, occupational therapy, physical therapy, pediatrics, speech therapy, and general medical and surgical services. BMHB also provides industrial medicine services, laparoscopic surgery services, and a sleep disorders laboratory. The hospital was recognized as a Top Performer on Key Quality Measures by the Joint Commission and was named Hospital of the Year in 2011 by the Mississippi Nurses Association.

The economic impacts described in this report were derived from BMHB’s total net revenues from direct operations during FY2012 using the IMPLAN[®] statistical model.¹ In the course of normal operations, BMHB spends these revenues on a wide variety of goods and services, including medical supplies, wages and benefits, contract labor, repairs and maintenance, food services, and non-medical supplies and services. Subsequently, both BMHB employees and employees and owners of BMHB suppliers spend incomes derived via business or employment with BMHB across all spectrums of the local economy.

Summary

In FY2012, BMHB had total operating revenues of \$21.8 million as a result of providing acute hospital care services to the area’s citizens. As shown in Table 1, this resulted in a total production of goods and services (output) value of \$28.8 million; total salaries, wages, and benefits of \$10.9 million; 278 full- and part-time jobs; and state and local taxes of \$854,059.

Table 1. Total Impacts of Baptist Memorial Hospital-Booneville, FY2012

Output (Value of Goods and Services)	\$28,849,870
Labor Income (Salaries, Wages, and Benefits)	\$10,900,381
Employment (Jobs, Full- and Part-Time)	278
State and Local Taxes	\$ 854,059

¹For more information on IMPLAN[®], see <http://implan.com/V4/Index.php>.

Table 2 presents a list of the top ten industries impacted by Baptist Memorial Hospital-Booneville, ranked by employment. Obviously, the hospital industry is the industry that benefited the most, but other industries also benefited from BMHB's normal operations in FY2012. This occurred as BMHB, contractors, and employees bought supplies and spent their earnings throughout the local area as a result of the hospital's normal operations.

Table 2. Top Ten Industries Affected by Baptist Memorial Hospital-Booneville, Ranked by Employment, FY2012

Description	Employment	Labor Income	Output
Private hospitals	207	\$8,760,900	\$22,018,803
Employment services	16	407,261	564,816
Food services and drinking places	8	107,002	373,377
Retail stores - General merchandise	3	69,985	161,969
Nursing and residential care facilities	3	59,409	125,530
Real estate establishments	2	47,735	310,015
Management, scientific, and technical consulting services	2	91,471	174,922
Maintenance and repair construction of nonresidential structures	2	60,237	147,303
Offices of physicians, dentists, and other health practitioners	2	63,980	151,162
Retail stores - Motor vehicle and parts	2	52,300	121,267

Further Explanation

1. Output Impact (Value of Goods and Services Produced)

Result: A total impact on the local area of \$28.8 million in goods and services produced as a result of the provision of \$21.8 million in services as part of the hospital's normal operations in FY2012.

Table 3. Output Impact of Baptist Memorial Hospital-Booneville, FY2012

Direct Impact	\$21,759,235
Indirect Impact	3,332,631
Induced Impact	3,758,003
Total Impact	\$28,849,870

Note: Numbers may not add due to rounding differences.

- **Direct Output Impact:** The direct output impact of BMHB expenditures is simply the total dollar amount of \$21.8 million spent by BMHB during FY2012. These expenditures include all operating costs, wages, fees, etc., paid by BMHB.
- **Indirect Output Impact:** The indirect output impact of \$3.3 million can be described as subsequent purchases made (or wages paid) by businesses using monies

earned by supplying goods or services to BMHB. For example, assume that BMHB purchases \$5,000 worth of supplies from a local office supply company. Part of that \$5,000 would then be spent by the office supply company on rent, and part of it would be spent to pay employee wages. As a result, the money is recirculated into the local economy.

- **Induced Output Impact:** Monies spent by BMHB also result in personal income for a variety of people through both direct and indirect means. That personal income is then spent by the individuals themselves in whatever manner they see fit. The \$3.8 million of output generated from this spending is considered to be an induced output impact.
- **Total Output Impact:** The \$28.8 million total output impact is the sum of the direct, indirect, and induced output impacts.

2. Labor Income Impact (Salaries, Wages, and Benefits)

Result: Total local area labor income of \$10.9 million.

Table 4. Labor Income Impact of Baptist Memorial Hospital-Booneville, FY2012

Direct Impact	\$ 8,657,623
Indirect Impact	1,299,872
Induced Impact	942,886
Total Impact	\$10,900,381

Note: Numbers may not add due to rounding differences.

- **Direct Income Impact:** The statistical model estimates that \$8.7 million of the original \$21.8 million in total direct expenditures was paid directly (as salaries, wages, and benefits) to employees (nurses, case managers, administrators, etc.) of BMHB. Note that actual hospital labor expenditures may differ.
- **Indirect Income Impact:** This represents the additional income of \$1.3 million earned by employees of businesses that provide goods and services to BMHB (for example, wages paid to local food supply service workers).
- **Induced Income Impact:** Direct and indirect income earners will spend some of this additional income for personal consumption. The \$942,886 in income generated from this spending is considered to be induced income. For example, a BMHB employee pays a mechanic to fix her car, or a food service employee spends some of his wages at a local restaurant. The additional incomes of the mechanic and of the restaurant

workers generated by these events are considered to be induced by the original expenditure of BMHB.

- **Total Income Impact:** Total income of \$10.9 million is the sum of the direct, indirect, and induced income impacts.

3. Employment Impact

Result: A cumulative effect on 278 jobs.

This effect accounts for both full- and part-time workers and is measured in annual average jobs.

4. Tax Revenue Impact

Result: Total local and state tax revenues of approximately \$854,059.

These are taxes and other government revenues generated by the earnings of businesses supplying BMHB, employee income, and employee expenditures of both hospital suppliers and the hospital as well. As shown in Table 5, state and local taxes and revenues generated include everything from corporate and personal income taxes to property taxes to hunting and fishing licenses purchased.

Table 5. Baptist Memorial Hospital-Booneville Tax Impact, FY2012

	Total
Corporate Profits Tax	\$ 1,570
Dividends	14,891
Indirect Business Tax: Motor Vehicle Licenses	26,398
Indirect Business Tax: Other Taxes	353,985
Indirect Business Tax: Property Tax	196,353
Indirect Business Tax: State and Local Non Taxes	5,056
Indirect Business Tax: Sales Tax	8,943
Indirect Business Tax: Severance Tax	28,298
Personal Tax: Income Tax	24,909
Personal Tax: Motor Vehicle Licenses	24,806
Personal Tax: Non Taxes (Fines, Fees)	113,512
Personal Tax: Other Tax (Fishing, Hunting Licenses)	40,403
Personal Tax: Property Taxes	7,020
Social Insurance Tax: Employee Contribution	3,309
Social Insurance Tax: Employer Contribution	4,606
Total State and Local Taxes	\$854,059

Summary of the Economic Impacts of Baptist Memorial Hospital-Golden Triangle

Baptist Memorial Hospital-Golden Triangle (BMHGT), located in Columbus, Mississippi, was founded in 1969 and became affiliated with Baptist Memorial Health Care in 1993. In 2005, the hospital completed a \$34.0 million construction project that included 151 new patient beds. The hospital has approximately 1,100 full-time equivalent employees and 315 licensed beds. In fiscal year 2012 (FY2012), the hospital's average daily census was 102; it recorded 55,908 emergency room visits, 900 births, 5,576 surgeries, and 7,630 discharges.

- The hospital provides a full range of services, including emergency services, comprehensive surgical services, cardiology and cardiovascular services, primary care, and an outpatient pavilion. The hospital also provides a sleep disorders center, a cancer center, a transitional care unit, and a behavioral healthcare center.
- BMHGT was the first hospital in the state to be named a Level II trauma center and was the first hospital in the region and the Baptist system to offer high-dose-rate brachytherapy for cancer treatment. The Joint Commission named the hospital a Top Performer on Key Quality Measures, while *U.S. News and World Report* named the transitional care unit one of the country's best nursing homes in 2010.
- According to the Sparks Bureau of Business and Economic Research at the University of Memphis, the FY2012 economic impact of BMHGT was estimated at a total production of goods and services (output) value of nearly \$193.1 million; total salaries, wages, and benefits of \$77.6 million; 1,808 full- and part-time jobs; and state and local taxes of \$6.1 million.

Table 1. Total Impacts of Baptist Memorial Hospital-Golden Triangle, FY2012

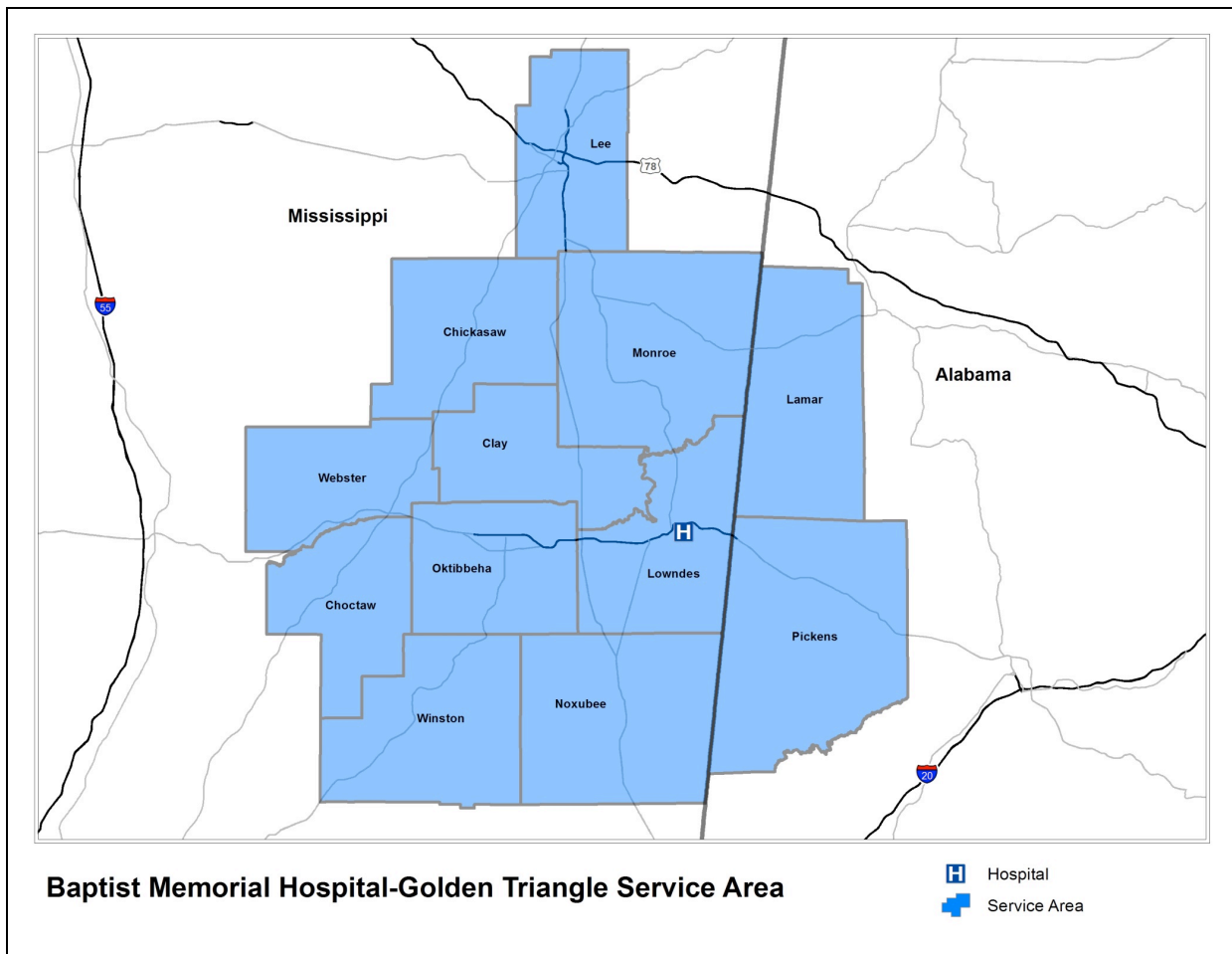
Output (Value of Goods and Services)	\$193,084,532
Labor Income (Salaries, Wages, and Benefits)	\$ 77,570,405
Employment (Jobs, Full- and Part-Time)	1,808
State and Local Taxes	\$ 6,106,663

- The economic impact of BMHGT extends beyond the hospital campus. Sectors directly and indirectly affected by BMHGT are shown in Table 2.

Table 2. Top Ten Industries Affected by Baptist Memorial Hospital-Golden Triangle, Ranked by Employment, FY2012

Description	Employment	Labor Income	Output
Private hospitals	1,232	\$60,051,329	\$139,009,287
Employment services	80	1,564,856	2,357,767
Food services and drinking places	65	1,049,125	3,289,192
Real estate establishments	47	568,372	5,594,524
Services to buildings and dwellings	23	464,669	1,160,432
Offices of physicians, dentists, and other health practitioners	22	1,720,089	2,760,253
Wholesale trade businesses	17	966,488	2,507,234
Retail stores - General merchandise	16	371,081	879,460
Nursing and residential care facilities	16	450,212	861,012
Retail stores - Food and beverage	14	415,849	805,309

Baptist Memorial Hospital-Golden Triangle Triangle



Summary of the Economic Impacts of Baptist Memorial Hospital-Golden Triangle

Baptist Memorial Hospital-Golden Triangle (BMHGT), located in Columbus, Mississippi, was founded in 1969 and became affiliated with Baptist Memorial Health Care in 1993. In 2005, the hospital completed a \$34.0 million construction project that included 151 new patient beds. The hospital has approximately 1,100 full-time equivalent employees and 315 licensed beds. In fiscal year 2012 (FY2012), the hospital's average daily census was 102; it recorded 55,908 emergency room visits, 900 births, 5,576 surgeries, and 7,630 discharges. In addition to providing a full range of services, such as emergency services, comprehensive surgical services, cardiology and cardiovascular services, primary care, and an outpatient pavilion, the hospital also provides a sleep disorders center, a cancer center, a transitional care unit, and a behavioral healthcare center. Baptist Memorial Hospital-Golden Triangle was the first hospital in the state to be named a Level II trauma center and was the first hospital in the region and the Baptist system to offer high-dose-rate brachytherapy for cancer treatment. The Joint Commission, an independent organization that accredits healthcare organizations, named the hospital a Top Performer on Key Quality Measures, while *U.S. News and World Report* named the transitional care unit one of the country's best nursing homes in 2010.

The economic impacts described in this report were derived from BMHGT's total net revenues from direct operations during FY2012 using the IMPLAN[®] statistical model.¹ In the course of normal operations, BMHGT spends these revenues on a wide variety of goods and services, including medical supplies, wages and benefits, contract labor, repairs and maintenance, food services, and non-medical supplies and services. Subsequently, both BMHGT employees and employees and owners of BMHGT suppliers spend incomes derived via business or employment with BMHGT across all spectrums of the local economy.

Summary

In FY2012, BMHGT had total operating revenues of \$135.9 million as a result of providing acute hospital care services to the area's citizens. As shown in Table 1, this resulted in a total production of goods and services (output) value of nearly \$193.1 million; total salaries, wages, and benefits of \$77.6 million; 1,808 full- and part-time jobs; and state and local taxes of \$6.1 million.

¹For more information on IMPLAN[®], see <http://implan.com/V4/Index.php>.

Table 1. Total Impacts of Baptist Memorial Hospital-Golden Triangle, FY2012

Output (Value of Goods and Services)	\$193,084,532
Labor Income (Salaries, Wages, and Benefits)	\$ 77,570,405
Employment (Jobs, Full- and Part-Time)	1,808
State and Local Taxes	\$ 6,106,663

Table 2 presents a list of the top ten industries impacted by Baptist Memorial Hospital-Golden Triangle, ranked by employment. Obviously, the hospital industry is the industry that benefited the most, but other industries also benefited from BMHGT's normal operations in FY2012. This occurred as BMHGT, contractors, and employees bought supplies and spent their earnings throughout the local area as a result of the hospital's normal operations.

Table 2. Top Ten Industries Affected by Baptist Memorial Hospital-Golden Triangle, Ranked by Employment, FY2012

Description	Employment	Labor Income	Output
Private hospitals	1,232	\$60,051,329	\$139,009,287
Employment services	80	1,564,856	2,357,767
Food services and drinking places	65	1,049,125	3,289,192
Real estate establishments	47	568,372	5,594,524
Services to buildings and dwellings	23	464,669	1,160,432
Offices of physicians, dentists, and other health practitioners	22	1,720,089	2,760,253
Wholesale trade businesses	17	966,488	2,507,234
Retail stores - General merchandise	16	371,081	879,460
Nursing and residential care facilities	16	450,212	861,012
Retail stores - Food and beverage	14	415,849	805,309

Further Explanation

1. Output Impact (Value of Goods and Services Produced)

Result: A total impact on the local area of \$193.1 million in goods and services produced as a result of the provision of \$135.9 million in services as part of the hospital's normal operations in FY2012.

Table 3. Output Impact of Baptist Memorial Hospital-Golden Triangle, FY2012

Direct Impact	\$135,945,361
Indirect Impact	25,400,910
Induced Impact	31,738,262
Total Impact	\$193,084,532

Note: Numbers may not add due to rounding differences.

- **Direct Output Impact:** The direct output impact of BMHGT expenditures is simply the total dollar amount of \$135.9 million spent by BMHGT during FY2012. These expenditures include all operating costs, wages, fees, etc., paid by BMHGT.
- **Indirect Output Impact:** The indirect output impact of \$25.4 million can be described as subsequent purchases made (or wages paid) by businesses using monies earned by supplying goods or services to BMHGT. For example, assume that BMHGT purchases \$5,000 worth of supplies from a local office supply company. Part of that \$5,000 would then be spent by the office supply company on rent, and part of it would be spent to pay employee wages. As a result, the money is recirculated into the local economy.
- **Induced Output Impact:** Monies spent by BMHGT also result in personal income for a variety of people through both direct and indirect means. That personal income is then spent by the individuals themselves in whatever manner they see fit. The \$31.7 million of output generated from this spending is considered to be an induced output impact.
- **Total Output Impact:** The \$193.1 million total output impact is the sum of the direct, indirect, and induced output impacts.

2. Labor Income Impact (Salaries, Wages, and Benefits)

Result: Total local area labor income of nearly \$77.6 million.

Table 4. Labor Income Impact of Baptist Memorial Hospital-Golden Triangle, FY2012

Direct Impact	\$58,727,728
Indirect Impact	8,534,075
Induced Impact	10,308,602
Total Impact	\$77,570,405

Note: Numbers may not add due to rounding differences.

- **Direct Income Impact:** The statistical model estimates that \$58.7 million of the original \$273.3 million in total direct expenditures was paid directly (as salaries, wages, and benefits) to employees (nurses, case managers, administrators, etc.) of BMHGT. Note that actual hospital labor expenditures may differ.
- **Indirect Income Impact:** This represents the additional income of \$8.5 million earned by employees of businesses that provide goods and services to BMHGT (for example, wages paid to local food supply service workers).

- **Induced Income Impact:** Direct and indirect income earners will spend some of this additional income for personal consumption. The \$10.3 million in income generated from this spending is considered to be induced income. For example, a BMHGT employee pays a mechanic to fix her car, or a food service employee spends some of his wages at a local restaurant. The additional incomes of the mechanic and of the restaurant workers generated by these events are considered to be induced by the original expenditure of BMHGT.
- **Total Income Impact:** Total income of \$77.6 million is the sum of the direct, indirect, and induced income impacts.

3. Employment Impact

Result: A cumulative effect on 1,808 jobs.

This effect accounts for both full- and part-time workers and is measured in annual average jobs.

4. Tax Revenue Impact

Result: Total local and state tax revenues of approximately \$6.1 million.

These are taxes and other government revenues generated by the earnings of businesses supplying BMHGT, employee income, and employee expenditures of both hospital suppliers and the hospital as well. As shown in Table 5, state and local taxes and revenues generated include everything from corporate and personal income taxes to property taxes to hunting and fishing licenses purchased.

Table 5. Baptist Memorial Hospital-Golden Triangle Tax Impact, FY2012

	Total
Corporate Profits Tax	\$ 11,070
Dividends	47,167
Indirect Business Tax: Motor Vehicle Licenses	83,615
Indirect Business Tax: Other Taxes	2,560,166
Indirect Business Tax: Property Tax	1,420,105
Indirect Business Tax: State and Local Non Taxes	36,570
Indirect Business Tax: Sales Tax	64,678
Indirect Business Tax: Severance Tax	204,663
Personal Tax: Income Tax	180,156
Personal Tax: Motor Vehicle Licenses	174,922
Personal Tax: Non Taxes (Fines, Fees)	889,774
Personal Tax: Other Tax (Fishing, Hunting Licenses)	316,702
Personal Tax: Property Taxes	55,028
Social Insurance Tax: Employee Contribution	25,940
Social Insurance Tax: Employer Contribution	36,106
Total State and Local Taxes	\$6,106,663

Summary of the Economic Impacts of Baptist Memorial Hospital-North Mississippi

Baptist Memorial Hospital-North Mississippi (BMHNM), located in Oxford, Mississippi, was built in 1963 and became affiliated with the Baptist system in 1989. The hospital is recognized for its cancer center, heart care center, sleep disorders center, and orthopedic services. The hospital has 217 licensed beds and employs approximately 1,100 full-time equivalent workers. In fiscal year 2012 (FY2012), the hospital recorded 908 births, 32,376 emergency room visits, 8,807 surgeries, and 7,616 discharges. The average daily census in 2012 was 102.

- Services provided by the hospital include a 24-hour emergency room, a cardiac unit, neurosurgery, obstetrics and gynecology, orthopedics, radiology, and urology. Additional services provided by the facility include bariatric surgery, inpatient dialysis, outpatient surgery and rehabilitative services. The hospital was the first in the nation to install Camtronic's digital catheter lab and has the first accredited sleep disorders center in North Mississippi.
- BMHNM is rated in the top 5.0 percent of hospitals nationally for quality by the Joint Commission, is listed among the top 100 orthopedic hospitals in a study conducted by the HCIA-Sachs Institute, and was recognized in 2010 as one of the best places to work in the state by the *Mississippi Business Journal*.
- According to the Sparks Bureau of Business and Economic Research at the University of Memphis, the FY2012 economic impact of BMHNM was estimated at a total production of goods and services (output) value of over \$241.2 million; total salaries, wages, and benefits of \$92.0 million; 2,141 full- and part-time jobs; and state and local taxes of \$9.0 million.

Table 1. Total Impacts of Baptist Memorial Hospital-North Mississippi, FY2012

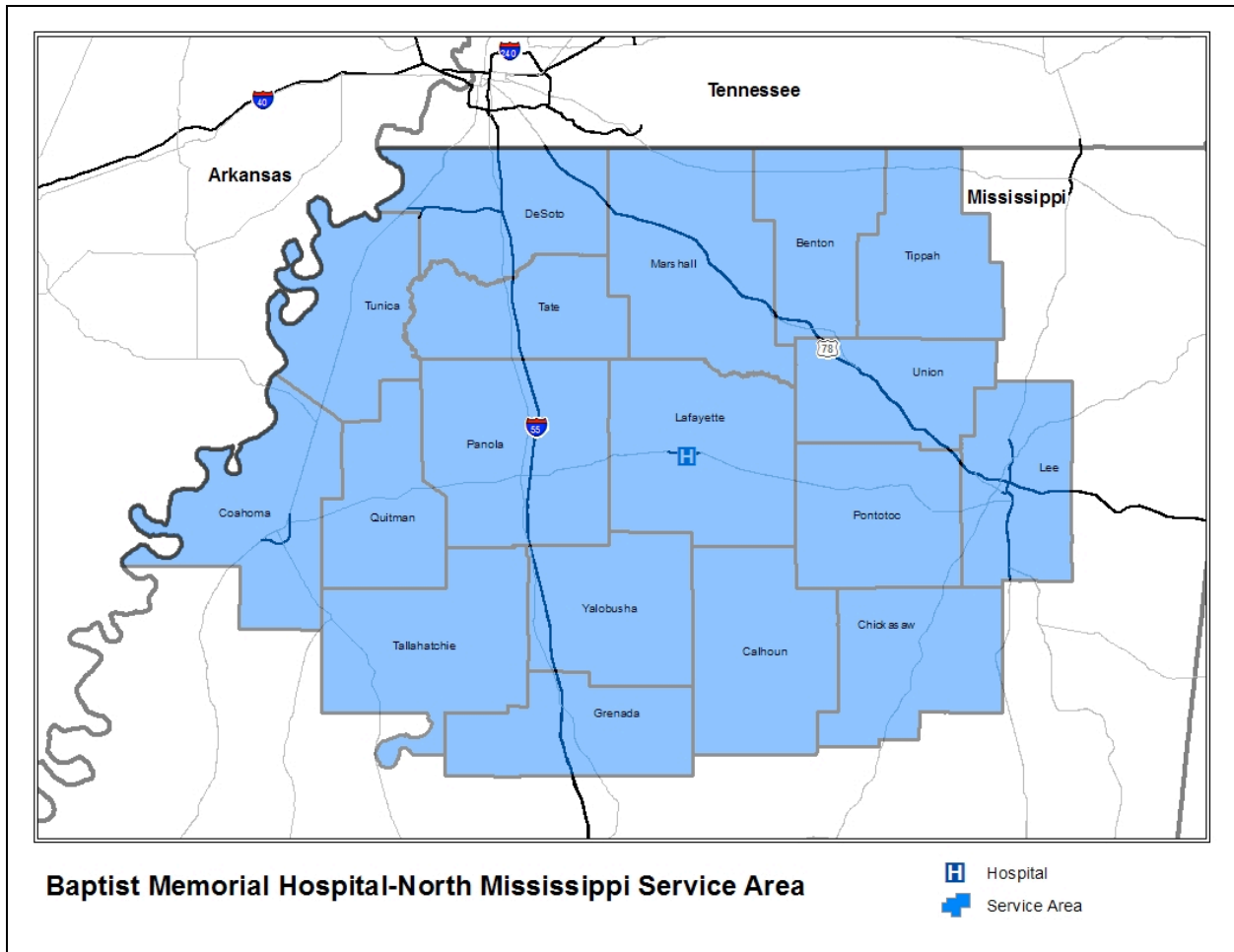
Output (Value of Goods and Services)	\$241,230,781
Labor Income (Salaries, Wages, and Benefits)	\$ 92,006,371
Employment (Jobs, Full- and Part-Time)	2,141
State and Local Taxes	\$ 8,974,747

- The economic impact of BMHNM extends beyond the hospital campus. Sectors directly and indirectly affected by BMHNM are shown in Table 2.

Table 2. Top Ten Industries Affected by Baptist Memorial Hospital-North Mississippi, Ranked by Employment, FY2012

Description	Employment	Labor Income	Output
Private hospitals	1,324	\$69,096,484	\$153,948,580
Real estate establishments	210	1,752,372	24,328,519
Food services and drinking places	87	1,584,533	4,566,457
Services to buildings and dwellings	38	786,683	1,932,235
Offices of physicians, dentists, and other health practitioners	32	2,283,597	3,771,089
Retail stores - General merchandise	22	506,498	1,197,607
Legal services	18	1,153,221	2,305,296
Investigation and security services	16	288,798	532,780
Maintenance and repair construction of nonresidential structures	16	667,897	1,410,303
Medical and diagnostic labs and outpatient and other ambulatory care services	16	1,133,332	2,157,354

Baptist Memorial Hospital-North Mississippi



Summary of the Economic Impacts of Baptist Memorial Hospital-North Mississippi

Baptist Memorial Hospital-North Mississippi (BMHNM), located in Oxford, Mississippi, was built in 1963 and became affiliated with the Baptist system in 1989. The hospital is recognized for its cancer center, heart care center, sleep disorders center, and orthopedic services. The hospital has 217 licensed beds and employs approximately 1,100 full-time equivalent workers. In fiscal year 2012 (FY2012), the hospital recorded 908 births, 32,376 emergency room visits, 8,807 surgeries, and 7,616 discharges. The average daily census in 2012 was 102. Services provided by the hospital include a 24-hour emergency room, a cardiac unit, neurosurgery, obstetrics and gynecology, orthopedics, radiology, and urology. Additional services provided by the facility include bariatric surgery, inpatient dialysis, outpatient surgery, and rehabilitative services. The hospital was the first in the nation to install Camtronic's digital catheter lab and has the first accredited sleep disorders center in North Mississippi. Baptist Memorial Hospital-North Mississippi is rated by the Joint Commission to be in the top 5.0 percent of hospitals nationally for quality, is listed among the top 100 orthopedic hospitals in a study conducted by the HCIA-Sachs Institute, and was recognized in 2010 as one of the best places in the state to work by the *Mississippi Business Journal*.

The economic impacts described in this report were derived from BMHNM's total net revenues from direct operations during FY2012 using the IMPLAN[®] statistical model.¹ In the course of normal operations, BMHNM spends these revenues on a wide variety of goods and services, including medical supplies, wages and benefits, contract labor, repairs and maintenance, food services, and non-medical supplies and services. Subsequently, both BMHNM employees and employees and owners of BMHNM suppliers spend incomes derived via business or employment with BMHNM across all spectrums of the local economy.

Summary

In FY2012, BMHNM had total operating revenues of \$150.4 million as a result of providing acute hospital care services to the area's citizens. As shown in Table 1, this resulted in a total production of goods and services (output) value of over \$241.2 million; total salaries, wages, and benefits of \$92.0 million; 2,141 full- and part-time jobs; and state and local taxes of \$9.0 million.

¹For more information on IMPLAN[®], see <http://implan.com/V4/Index.php>.

Table 1. Total Impacts of Baptist Memorial Hospital-North Mississippi, FY2012

Output (Value of Goods and Services)	\$241,230,781
Labor Income (Salaries, Wages, and Benefits)	\$ 92,006,371
Employment (Jobs, Full- and Part-Time)	2,141
State and Local Taxes	\$ 8,974,747

Table 2 presents a list of the top ten industries impacted by Baptist Memorial Hospital-North Mississippi, ranked by employment. Obviously, the hospital industry is the industry that benefited the most, but other industries also benefited from BMHNM's normal operations in FY2012. This occurred as BMHNM, contractors, and employees bought supplies and spent their earnings throughout the local area as a result of the hospital's normal operations.

Table 2. Top Ten Industries Affected by Baptist Memorial Hospital-North Mississippi, Ranked by Employment, FY2012

Description	Employment	Labor Income	Output
Private hospitals	1,324	\$69,096,484	\$153,948,580
Real estate establishments	210	1,752,372	24,328,519
Food services and drinking places	87	1,584,533	4,566,457
Services to buildings and dwellings	38	786,683	1,932,235
Offices of physicians, dentists, and other health practitioners	32	2,283,597	3,771,089
Retail stores - General merchandise	22	506,498	1,197,607
Legal services	18	1,153,221	2,305,296
Investigation and security services	16	288,798	532,780
Maintenance and repair construction of nonresidential structures	16	667,897	1,410,303
Medical and diagnostic labs and outpatient and other ambulatory care services	16	1,133,332	2,157,354

Further Explanation

1. Output Impact (Value of Goods and Services Produced)

Result: A total impact on the local area of \$241.2 million in goods and services produced as a result of the provision of \$150.4 million in services as part of the hospital's normal operations in FY2012

Table 3. Output Impact of Baptist Memorial Hospital-North Mississippi, FY2012

Direct Impact	\$150,403,878
Indirect Impact	44,592,599
Induced Impact	46,234,304
Total Impact	\$241,230,781

Note: Numbers may not add due to rounding differences.

- **Direct Output Impact:** The direct output impact of BMHNM expenditures is simply the total dollar amount of \$150.4 million spent by BMHNM during FY2012. These expenditures include all operating costs, wages, fees, etc., paid by BMHNM.
- **Indirect Output Impact:** The indirect output impact of \$44.6 million can be described as subsequent purchases made (or wages paid) by businesses using monies earned by supplying goods or services to BMHNM. For example, assume that BMHNM purchases \$5,000 worth of supplies from a local office supply company. Part of that \$5,000 would then be spent by the office supply company on rent, and part of it would be spent to pay employee wages. As a result, the money is recirculated into the local economy.
- **Induced Output Impact:** Monies spent by BMHNM also result in personal income for a variety of people through both direct and indirect means. That personal income is then spent by the individuals themselves in whatever manner they see fit. The \$46.2 million of output generated from this spending is considered to be an induced output impact.
- **Total Output Impact:** The \$241.2 million total output impact is the sum of the direct, indirect, and induced output impacts.

2. Labor Income Impact (Salaries, Wages, and Benefits)

Result: Total local area labor income of over \$92.0 million.

Table 4. Labor Income Impact of Baptist Memorial Hospital-North Mississippi, FY2012

Direct Impact	\$67,505,522
Indirect Impact	10,495,869
Induced Impact	14,004,980
Total Impact	\$92,006,371

Note: Numbers may not add due to rounding differences.

- **Direct Income Impact:** The statistical model estimates that \$67.5 million of the original \$241.2 million in total direct expenditures was paid directly (as salaries, wages, and benefits) to employees (nurses, case managers, administrators, etc.) of BMHNM. Note that actual hospital labor expenditures may differ.

- **Indirect Income Impact:** This represents the additional income of \$10.5 million earned by employees of businesses that provided goods and services to BMHNM (for example, wages paid to local food supply service workers).
- **Induced Income Impact:** Direct and indirect income earners will spend some of this additional income for personal consumption. The \$14.0 million in income generated from this spending is considered to be induced income. For example, a BMHNM employee pays a mechanic to fix her car, or a food service employee spends some of his wages at a local restaurant. The additional incomes of the mechanic and of the restaurant workers generated by these events are considered to be induced by the original expenditure of BMHNM.
- **Total Income Impact:** Total income of \$92.0 million is the sum of the direct, indirect, and induced income impacts.

3. Employment Impact

Result: A cumulative effect on 2,141 jobs.

This effect accounts for both full- and part-time workers and is measured in annual average jobs.

4. Tax Revenue Impact

Result: Total local and state tax revenues of almost \$9.0 million.

These are taxes and other government revenues generated by the earnings of businesses supplying BMHNM, employee income, and employee expenditures of both hospital suppliers and the hospital as well. As shown in Table 5, state and local taxes and revenues generated include everything from corporate and personal income taxes to property taxes to hunting and fishing licenses purchased.

Table 5. Baptist Memorial Hospital-North Mississippi Tax Impact, FY2012

	Total
Corporate Profits Tax	\$ 20,040
Dividends	201,547
Indirect Business Tax: Motor Vehicle Licenses	357,288
Indirect Business Tax: Other Taxes	3,714,235
Indirect Business Tax: Property Tax	2,060,259
Indirect Business Tax: State and Local Non Taxes	53,055
Indirect Business Tax: Sales Tax	93,834
Indirect Business Tax: Severance Tax	296,920
Personal Tax: Income Tax	261,366
Personal Tax: Motor Vehicle Licenses	316,660
Personal Tax: Non Taxes (Fines, Fees)	1,075,314
Personal Tax: Other Tax (Fishing, Hunting Licenses)	382,742
Personal Tax: Property Taxes	66,503
Social Insurance Tax: Employee Contribution	31,349
Social Insurance Tax: Employer Contribution	43,636
Total State and Local Taxes	\$8,974,747

Summary of the Economic Impacts of Baptist Memorial Hospital-Union County

Baptist Memorial Hospital-Union County, Mississippi (BMHUCM), located in New Albany, Mississippi, was founded in 1966 and became part of the Baptist system in 1987. The hospital has 153 licensed beds and approximately 518 full-time equivalent employees. In fiscal year 2012 (FY2012), the hospital reported 22,837 emergency room visits, 1,099 births, 4,076 surgeries, and 3,964 discharges. The average daily census for 2012 was 36.

- The hospital provides a variety of services, including a 24-hour emergency room, general surgery facilities, internal medicine, oncology, pediatrics, radiology, and urology. The facility is known for its obstetrical services and its outpatient and laser surgery units. The renovated Women's Center contains advanced birthing facilities, including 10 labor/delivery/recovery rooms, 28 private postpartum rooms, and two surgical suites for Caesarean sections.
- BMHUCM was named a Top Performer on Key Quality Measures by the Joint Commission and was voted Hospital of the Year in 2008 by the Mississippi Nurses Association.
- According to the Sparks Bureau of Business and Economic Research at the University of Memphis, the FY2012 economic impact of BMHUCM was estimated at a total production of goods and services (output) value of nearly \$58.3 million; total salaries, wages, and benefits of \$22.8 million; 544 full- and part-time jobs; and state and local taxes of \$1.4 million.

Table 1. Total Impacts of Baptist Memorial Hospital-Union County, FY2012

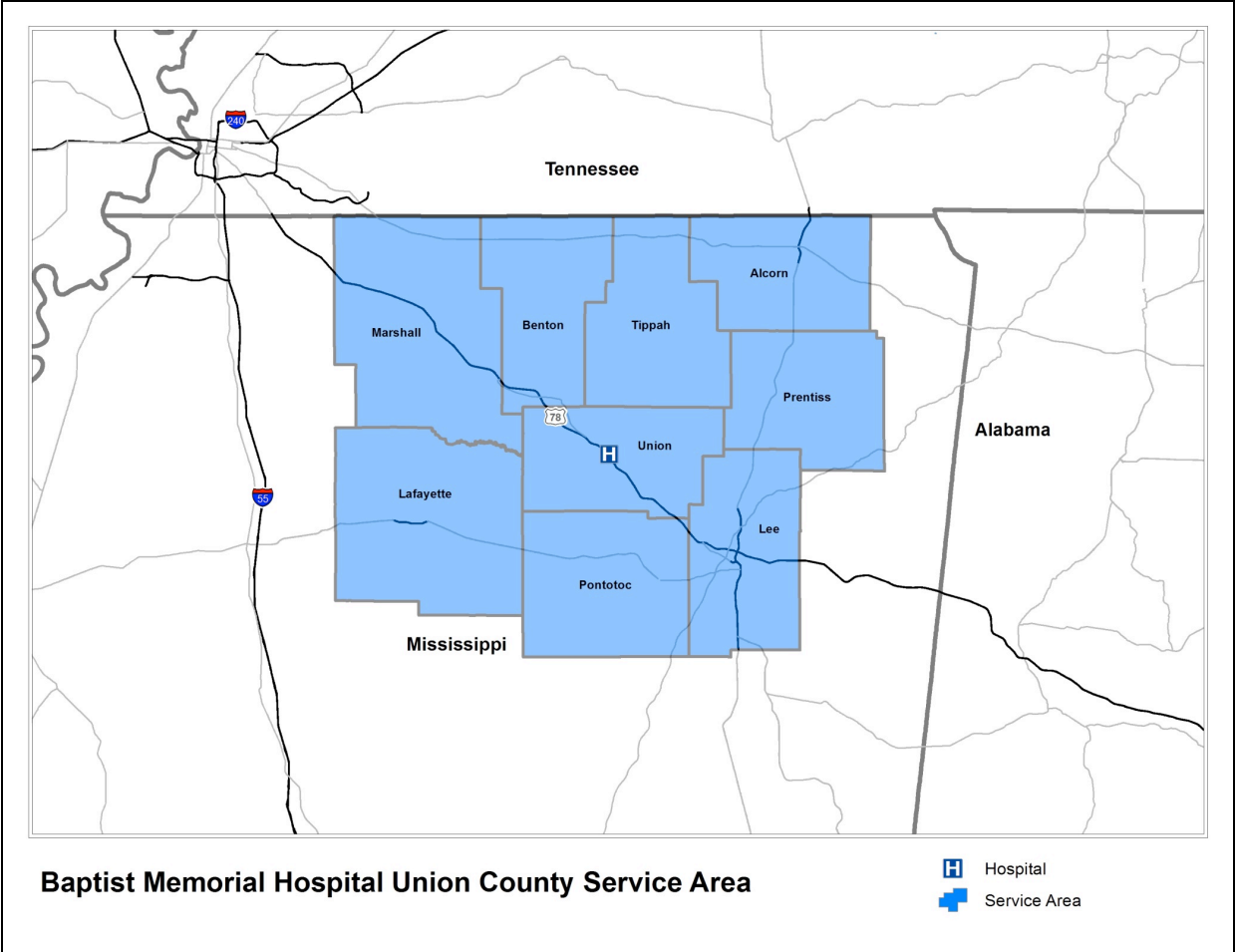
Output (Value of Goods and Services)	\$58,270,651
Labor Income (Salaries, Wages, and Benefits)	\$22,776,352
Employment (Jobs, Full- and Part-Time)	544
State and Local Taxes	\$ 1,401,422

- The economic impact of BMHUCM extends beyond the hospital campus. Sectors directly and indirectly affected by BMHUCM are shown in Table 2.

Table 2. Top Ten Industries Affected by Baptist Memorial Hospital-Union County, Ranked by Employment, FY2012

Description	Employment	Labor Income	Output
Private hospitals	453	\$20,053,838	\$49,107,428
Food services and drinking places	12	207,299	615,854
Offices of physicians, dentists, and other health practitioners	6	329,376	584,283
Services to buildings and dwellings	5	73,791	227,794
Retail stores - General merchandise	4	106,885	243,269
Nursing and residential care facilities	4	104,548	214,173
Dry-cleaning and laundry services	4	102,285	127,165
Real estate establishments	4	30,220	402,721
Retail stores - Motor vehicle and parts	3	91,732	209,006
Maintenance and repair construction of nonresidential structures	3	87,338	213,462

Baptist Memorial Hospital-Union County



Summary of the Economic Impacts of Baptist Memorial Hospital-Union County

Baptist Memorial Hospital-Union County, Mississippi (BMHUCM), located in New Albany, Mississippi, was founded in 1966 and became part of the Baptist system in 1987. The hospital has 153 licensed beds and approximately 518 full-time equivalent employees. In fiscal year 2012 (FY2012), the hospital reported 22,837 emergency room visits, 1,099 births, 4,076 surgeries, and 3,964 discharges. The average daily census for 2012 was 36. BMHUCM provides a variety of services, including a 24-hour emergency room, general surgery facilities, internal medicine, oncology, pediatrics, radiology, and urology. The facility is known for its obstetrical services and its outpatient and laser surgery units. The renovated Women's Center contains advanced birthing facilities, including 10 labor/delivery/recovery rooms, 28 private postpartum rooms, and two surgical suites for Caesarean sections. Baptist Memorial Hospital-Union County was named a Top Performer on Key Quality Measures by the Joint Commission and was voted Hospital of the Year in 2008 by the Mississippi Nurses Association.

The economic impacts described in this report were derived from BMHUCM's total net revenues from direct operations during FY2012 using the IMPLAN[®] statistical model.¹ In the course of normal operations, BMHUCM spends these revenues on a wide variety of goods and services, including medical supplies, wages and benefits, contract labor, repairs and maintenance, food services, and non-medical supplies and services. Subsequently, both BMHUCM employees and employees and owners of BMHUCM suppliers spend incomes derived via business or employment with BMHUCM across all spectrums of the local economy.

Summary

In FY2012, BMHUCM had total operating revenues of \$48.3 million as a result of providing acute hospital care services to the area's citizens. As shown in Table 1, this resulted in a total production of goods and services (output) value of nearly \$58.3 million; total salaries, wages, and benefits of \$22.8 million; 544 full- and part-time jobs; and state and local taxes of \$1.4 million.

¹For more information on IMPLAN[®], see <http://implan.com/V4/Index.php>.

Table 1. Total Impacts of Baptist Memorial Hospital-Union County, FY2012

Output (Value of Goods and Services)	\$58,270,651
Labor Income (Salaries, Wages, and Benefits)	\$22,776,352
Employment (Jobs, Full- and Part-Time)	544
State and Local Taxes	\$ 1,401,422

Table 2 presents a list of the top ten industries impacted by Baptist Memorial Hospital-Union County, ranked by employment. Obviously, the hospital industry is the industry that benefited the most, but other industries also benefited from BMHUCM's normal operations in FY2012. This occurred as BMHUCM, contractors, and employees bought supplies and spent their earnings throughout the local area as a result of the hospital's normal operations.

Table 2. Top Ten Industries Affected by Baptist Memorial Hospital-Union County, Ranked by Employment, FY2012

Description	Employment	Labor Income	Output
Private hospitals	453	\$20,053,838	\$49,107,428
Food services and drinking places	12	207,299	615,854
Offices of physicians, dentists, and other health practitioners	6	329,376	584,283
Services to buildings and dwellings	5	73,791	227,794
Retail stores - General merchandise	4	106,885	243,269
Nursing and residential care facilities	4	104,548	214,173
Dry-cleaning and laundry services	4	102,285	127,165
Real estate establishments	4	30,220	402,721
Retail stores - Motor vehicle and parts	3	91,732	209,006
Maintenance and repair construction of nonresidential structures	3	87,338	213,462

Further Explanation

1. Output Impact (Value of Goods and Services Produced)

Result: A total impact on the local area of \$58.3 million in goods and services produced as a result of the provision of \$48.3 million in services as part of the hospital's normal operations in FY2012.

Table 3. Output Impact of Baptist Memorial Hospital-Union County, FY2012

Direct Impact	\$48,333,009
Indirect Impact	3,951,461
Induced Impact	5,986,181
Total Impact	\$58,270,651

Note: Numbers may not add due to rounding differences.

- **Direct Output Impact:** The direct output impact of BMHUCM expenditures is simply the total dollar amount of \$48.3 million spent by BMHUCM during FY2012. These expenditures include all operating costs, wages, fees, etc., paid by BMHUCM.
- **Indirect Output Impact:** The indirect output impact of \$4.0 million can be described as subsequent purchases made (or wages paid) by businesses using monies earned by supplying goods or services to BMHUCM. For example, assume that BMHUCM purchases \$5,000 worth of supplies from a local office supply company. Part of that \$5,000 would then be spent by the office supply company on rent, and part of it would be spent to pay employee wages. As a result, the money is recirculated into the local economy.
- **Induced Output Impact:** Monies spent by BMHUCM also result in personal income for a variety of people through both direct and indirect means. That personal income is then spent by the individuals themselves in whatever manner they see fit. The \$6.0 million of output generated from this spending is considered to be an induced output impact.
- **Total Output Impact:** The \$58.3 million total output impact is the sum of the direct, indirect, and induced output impacts.

2. Labor Income Impact (Salaries, Wages, and Benefits)

Result: Total local area labor income of nearly \$22.8 million.

Table 4. Labor Income Impact of Baptist Memorial Hospital-Union County, FY2012

Direct Impact	\$19,737,591
Indirect Impact	1,316,595
Induced Impact	1,722,166
Total Impact	\$22,776,352

Note: Numbers may not add due to rounding differences.

- **Direct Income Impact:** The statistical model estimates that \$19.8 million of the original \$48.3 million in total direct expenditures was paid directly (as salaries, wages, and benefits) to employees (nurses, case managers, administrators, etc.) of BMHUCM. Note that actual hospital labor expenditures may differ.

- **Indirect Income Impact:** This represents the additional income of \$1.3 million earned by employees of businesses that provide goods and services to BMHUCM (for example, wages paid to local food supply service workers).
- **Induced Income Impact:** Direct and indirect income earners will spend some of this additional income for personal consumption. The \$1.7 million in income generated from this spending is considered to be induced income. For example, a BMHUCM employee pays a mechanic to fix her car, or a food service employee spends some of his wages at a local restaurant. The additional incomes of the mechanic and of the restaurant workers generated by these events are considered to be induced by the original expenditure of BMHUCM.
- **Total Income Impact:** Total income of \$22.8 million is the sum of the direct, indirect, and induced income impacts.

3. Employment Impact

Result: A cumulative effect on 544 jobs.

This effect accounts for both full- and part-time workers and is measured in annual average jobs.

4. Tax Revenue Impact

Result: Total local and state tax revenues of approximately \$1.4 million.

These are taxes and other government revenues generated by the earnings of businesses supplying BMHUCM, employee income, and employee expenditures of both hospital suppliers and the hospital as well. As shown in Table 5, state and local taxes and revenues generated include everything from corporate and personal income taxes to property taxes to hunting and fishing licenses purchased.

Table 5. Baptist Memorial Hospital-Union County Tax Impact, FY2012

	Total
Corporate Profits Tax	\$ 2,337
Dividends	12,445
Indirect Business Tax: Motor Vehicle Licenses	22,061
Indirect Business Tax: Other Taxes	602,283
Indirect Business Tax: Property Tax	334,082
Indirect Business Tax: State and Local Non Taxes	8,603
Indirect Business Tax: Sales Tax	15,216
Indirect Business Tax: Severance Tax	48,147
Personal Tax: Income Tax	42,382
Personal Tax: Motor Vehicle Licenses	36,922
Personal Tax: Non Taxes (Fines, Fees)	186,194
Personal Tax: Other Tax (Fishing, Hunting Licenses)	66,273
Personal Tax: Property Taxes	11,515
Social Insurance Tax: Employee Contribution	5,428
Social Insurance Tax: Employer Contribution	7,556
Total State and Local Taxes	\$1,401,442

Summary of the Economic Impacts of Baptist Memorial Hospital-Collierville

Baptist Memorial Hospital-Collierville (BMHC) was built in 1999, contains 81 licensed beds, and has approximately 305 full-time equivalent employees. In fiscal year 2012 (FY2012), the hospital recorded 17,751 emergency room visits, 2,819 surgeries, 2,451 discharges, and had an average daily census of 27.

- The Collierville hospital provides a variety of services, including 24-hour emergency room service, inpatient/outpatient surgery and rehabilitation services, MRI, and a sleep disorder center. The facility also provides several special services such as an outdoor walking trail, a wellness center, and a women's center.
- According to the Sparks Bureau of Business and Economic Research at the University of Memphis, the FY2012 economic impact of BMHC was estimated at a total production of goods and services (output) value of \$93.6 million; total salaries, wages, and benefits of \$40.7 million; 724 full- and part-time jobs; and state and local taxes of \$3.1 million.

Table 1. Total Impacts of Baptist Memorial Hospital-Collierville, FY2012

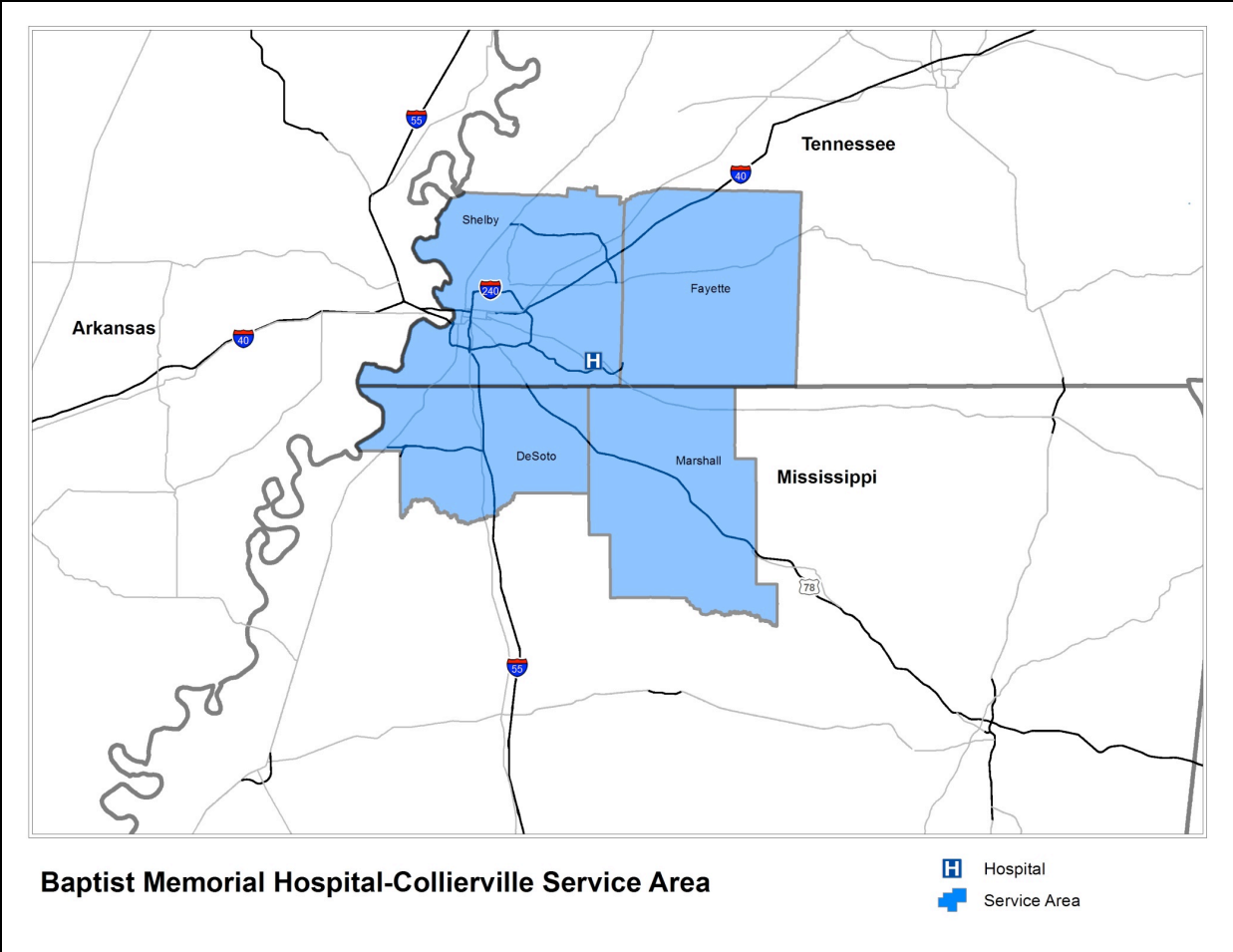
Output (Value of Goods and Services)	\$93,599,732
Labor Income (Salaries, Wages, and Benefits)	\$40,723,903
Employment (Jobs, Full- and Part-Time)	724
State and Local Taxes	\$ 3,147,888

- The economic impact of BMHC extends beyond the hospital campus. Sectors directly and indirectly affected by BMHC are shown in Table 2.

Table 2. Top Ten Industries Affected by Baptist Memorial Hospital-Collierville, Ranked by Employment, FY2012

Description	Employment	Labor Income	Output
Private hospitals	391	\$26,393,462	\$52,454,572
Real estate establishments	46	878,845	7,039,538
Employment services	33	907,461	1,262,722
Food services and drinking places	29	642,739	1,665,551
Medical and diagnostic labs and outpatient and other ambulatory care services	13	727,960	1,620,369
Wholesale trade businesses	11	797,485	1,931,677
Offices of physicians, dentists, and other health practitioners	11	908,416	1,413,496
Services to buildings and dwellings	9	294,299	590,793
Securities, commodity contracts, investments, and related activities	8	808,590	1,695,748
Retail stores - General merchandise	8	198,724	450,005

Baptist Memorial Hospital-Collierville



Summary of the Economic Impacts of Baptist Memorial Hospital-Collierville

Baptist Memorial Hospital-Collierville (BMHC) was built in 1999, contains 81 licensed beds, and has approximately 305 full-time equivalent employees. In fiscal year 2012 (FY2012), the hospital recorded 17,751 emergency room visits, 2,819 surgeries, 2,451 discharges, and had an average daily census of 27. The Collierville hospital provides a variety of services including 24-hour emergency room service, inpatient/outpatient surgery and rehabilitation services, MRI, and a sleep disorder center. The facility also provides several special services such as an outdoor walking trail, a wellness center, and a women's center.

The economic impacts described in this report were derived from BMHC's total net revenues from direct operations during FY2012 using the IMPLAN[®] statistical model.¹ In the course of normal operations, BMHC spends these revenues on a wide variety of goods and services, including medical supplies, wages and benefits, contract labor, repairs and maintenance, food services, and non-medical supplies and services. Subsequently, both BMHC employees and employees and owners of BMHC suppliers spend incomes derived via business or employment with BMHC across all spectrums of the local economy.

Summary

In FY2012, BMHC had total operating revenues of \$50.7 million as a result of providing acute hospital care services to the area's citizens. As shown in Table 1, this resulted in a total production of goods and services (output) value of nearly \$93.6 million; total salaries, wages, and benefits of \$40.7 million; 724 full- and part-time jobs; and state and local taxes of \$3.1 million.

Table 1. Total Impacts of Baptist Memorial Hospital-Collierville, FY2012

Output (Value of Goods and Services)	\$93,599,732
Labor Income (Salaries, Wages, and Benefits)	\$40,723,903
Employment (Jobs, Full- and Part-Time)	724
State and Local Taxes	\$ 3,147,888

Table 2 presents a list of the top ten industries impacted by Baptist Memorial Hospital-Collierville, ranked by employment. Obviously, the hospital industry is the industry that

¹For more information on IMPLAN[®], see <http://implan.com/V4/Index.php>.

benefited the most, but other industries also benefited from BMHC’s normal operations in FY2012. This occurred as BMHC, contractors, and employees bought supplies and spent their earnings throughout the local area as a result of the hospital’s normal operations.

Table 2. Top Ten Industries Affected by Baptist Memorial Hospital-Collierville, Ranked by Employment, FY2012

Description	Employment	Labor Income	Output
Private hospitals	391	\$26,393,462	\$52,454,572
Real estate establishments	46	878,845	7,039,538
Employment services	33	907,461	1,262,722
Food services and drinking places	29	642,739	1,665,551
Medical and diagnostic labs and outpatient and other ambulatory care services	13	727,960	1,620,369
Wholesale trade businesses	11	797,485	1,931,677
Offices of physicians, dentists, and other health practitioners	11	908,416	1,413,496
Services to buildings and dwellings	9	294,299	590,793
Securities, commodity contracts, investments, and related activities	8	808,590	1,695,748
Retail stores - General merchandise	8	198,724	450,005

Further Explanation

1. Output Impact (Value of Goods and Services Produced)

Result: A total impact on the local area of \$93.6 million in goods and services produced as a result of the provision of \$50.7 million in services as part of the hospital’s normal operations in FY2012.

Table 3. Output Impact of Baptist Memorial Hospital-Collierville, FY2012

Direct Impact	\$50,740,468
Indirect Impact	18,693,648
Induced Impact	24,165,616
Total Impact	\$93,599,732

Note: Numbers may not add due to rounding differences.

- **Direct Output Impact:** The direct output impact of BMHC expenditures is simply the total dollar amount of \$50.7 million spent by BMHC during FY2012. These expenditures include all operating costs, wages, fees, etc., paid by BMHC.
- **Indirect Output Impact:** The indirect output impact of \$18.7 million can be described as subsequent purchases made (or wages paid) by businesses using monies earned by supplying goods or services to BMHC. For example, assume that BMHC purchases \$5,000 worth of supplies from a local office supply company. Part of that \$5,000 would then be spent by the office supply company on rent, and part of it

would be spent to pay employee wages. As a result, the money is recirculated into the local economy.

- **Induced Output Impact:** Monies spent by BMHC also result in personal income for a variety of people through both direct and indirect means. That personal income is then spent by the individuals themselves in whatever manner they see fit. The \$24.2 million of output generated from this spending is considered to be an induced output impact.
- **Total Output Impact:** The \$93.6 million total output impact is the sum of the direct, indirect, and induced output impacts.

2. Labor Income Impact (Salaries, Wages, and Benefits)

Result: Total local area labor income of over \$40.7 million.

Table 4. Labor Income Impact of Baptist Memorial Hospital-Collierville, FY2012

Direct Impact	\$25,530,980
Indirect Impact	6,600,220
Induced Impact	8,592,703
Total Impact	\$40,723,903

Note: Numbers may not add due to rounding differences.

- **Direct Income Impact:** The statistical model estimates that \$25.5 million of the original \$50.7 million in total direct expenditures was paid directly (as salaries, wages, and benefits) to employees (nurses, case managers, administrators, etc.) of BMHC. Note that actual hospital labor expenditures may differ.
- **Indirect Income Impact:** This represents the additional income of \$6.6 million earned by employees of businesses that provide goods and services to BMHC (for example, wages paid to local food supply service workers).
- **Induced Income Impact:** Direct and indirect income earners will spend some of this additional income for personal consumption. The \$8.6 million in income generated from this spending is considered to be induced income. For example, a BMHC employee pays a mechanic to fix her car, or a food service employee spends some of his wages at a local restaurant. The additional incomes of the mechanic and of the restaurant workers generated by these events are considered to be induced by the original expenditure of BMHC.

- **Total Income Impact:** Total income of \$40.7 million is the sum of the direct, indirect, and induced income impacts.

3. Employment Impact

Result: A cumulative effect on 724 jobs.

This effect accounts for both full- and part-time workers and is measured in annual average jobs.

4. Tax Revenue Impact

Result: Total local and state tax revenues of \$3.1 million.

These are taxes and other government revenues generated by the earnings of businesses supplying BMHC, employee income, and employee expenditures of both hospital suppliers and the hospital as well. As shown in Table 5, state and local taxes and revenues generated include everything from corporate and personal income taxes to property taxes to hunting and fishing licenses purchased.

Table 5. Baptist Memorial Hospital-Collierville Tax Impact, FY2012

	Total
Corporate Profits Tax	\$ 4,831
Dividends	14,682
Indirect Business Tax: Motor Vehicle Licenses	26,028
Indirect Business Tax: Other Taxes	1,611,464
Indirect Business Tax: Property Tax	724,071
Indirect Business Tax: State and Local Non Taxes	24,786
Indirect Business Tax: Sales Tax	6,837
Indirect Business Tax: Severance Tax	202,467
Personal Tax: Income Tax	93,418
Personal Tax: Motor Vehicle Licenses	124,903
Personal Tax: Non Taxes (Fines, Fees)	127,497
Personal Tax: Other Tax (Fishing, Hunting Licenses)	113,330
Personal Tax: Property Taxes	39,367
Social Insurance Tax: Employee Contribution	12,951
Social Insurance Tax: Employer Contribution	21,257
Total State and Local Taxes	\$3,147,888

Summary of the Economic Impacts of Baptist Rehabilitation-Germantown

Baptist Rehabilitation-Germantown (BRG) has approximately 300 full-time employees with 68 licensed beds, including 50 Rehabilitation and 18 Skilled. In fiscal year 2012 (FY2012), the inpatient average daily census was 37, with 1,042 discharges during the year. The hospital provides a variety of in- and outpatient rehabilitation services such as a diabetes education center, a Lymphedema program, a massage therapy program, occupational medicine, pediatric rehabilitation, and sports medicine, among others.

- In 2007, the hospital was recognized as the first freestanding CARF-accredited rehabilitation hospital in the Mid-South for adult and adolescent inpatient rehabilitation, adult and adolescent brain injury rehabilitation, and stroke specialty rehabilitation. In 2010, the facility was awarded more accreditations than any other hospital in the Mid-South—nine programs in both inpatient and day treatment.
- According to the Sparks Bureau of Business and Economic Research at the University of Memphis, the FY2012 economic impact of BRG was estimated at a total production of goods and services (output) value of over \$44.5 million; total salaries, wages, and benefits of \$19.4 million; 334 full- and part-time jobs; and state and local taxes of \$1.5 million.

Table 1. Total Impacts of Baptist Rehabilitation-Germantown, FY2012

Output (Value of Goods and Services)	\$44,511,254
Labor Income (Salaries, Wages, and Benefits)	\$19,366,209
Employment (Jobs, Full- and Part-Time)	334
State and Local Taxes	\$ 1,496,974

- The economic impact of BRG extends beyond the hospital campus. Sectors directly and indirectly affected by BRG are shown in Table 2.

Table 2. Top Ten Industries Affected by Baptist Rehabilitation-Germantown, Ranked by Employment, FY2012

Description	Employment	Labor Income	Output
Private hospitals	175	\$12,551,383	\$24,944,716
Real estate establishments	22	417,934	3,347,645
Employment services	16	431,542	600,486
Food services and drinking places	14	305,654	792,051
Medical and diagnostic labs and outpatient and other ambulatory care services	6	346,181	770,565
Wholesale trade businesses	5	379,243	918,607
Offices of physicians, dentists, and other health practitioners	5	431,996	672,186
Services to buildings and dwellings	4	139,953	280,951
Securities, commodity contracts, investments, and related activities	4	384,524	806,411
Retail stores - General merchandise	4	94,503	213,999

Summary of the Economic Impacts of Baptist Rehabilitation-Germantown

Baptist Rehabilitation-Germantown (BRG) has over 300 full-time employees and was built in 1987. The hospital contains 68 licensed beds, including 50 Rehabilitation and 18 Skilled. In fiscal year 2012 (FY2012), the inpatient average daily census was 37, with 1,042 discharges during the year. The hospital provides a variety of in- and outpatient rehabilitation services such as a diabetes education center, a Lymphedema program, a massage therapy program, occupational medicine, pediatric rehabilitation, and sports medicine, among others. The Inpatient Rehabilitation programs provide multidisciplinary rehabilitation services for orthopedic, neurologic, and medical populations, while the Skilled Rehabilitation unit provides services for patients who are ready to be discharged from the hospital but are not ready to return home or begin rehabilitation.

In 2007, the hospital was recognized as the first freestanding CARF-accredited rehabilitation hospital in the Mid-South for adult and adolescent inpatient rehabilitation, adult and adolescent brain injury rehabilitation, and stroke specialty rehabilitation. In 2010, the facility was awarded more accreditations than any other hospital in the Mid-South—nine programs in both inpatient and day treatment.

The economic impacts described in this report were derived from BRG's total net revenues from direct operations during FY2012 using the IMPLAN[®] statistical model.¹ In the course of normal operations, BRG spends these revenues on a wide variety of goods and services, including medical supplies, wages and benefits, contract labor, repairs and maintenance, food services, and non-medical supplies and services. Subsequently, both BRG employees and employees and owners of BRG suppliers spend incomes derived via business or employment with BRG across all spectrums of the local economy.

Summary

In FY2012, BRG had total operating revenues of \$24.1 million as a result of providing acute hospital care services to the area's citizens. As shown in Table 1, this resulted in a total production of goods and services (output) value of more than \$44.5 million; total salaries, wages, and benefits of \$19.4 million; 334 full- and part-time jobs; and state and local taxes of \$1.5 million.

¹For more information on IMPLAN[®], see <http://implan.com/V4/Index.php>.

Table 1. Total Impacts of Baptist Rehabilitation-Germantown, FY2012

Output (Value of Goods and Services)	\$44,511,254
Labor Income (Salaries, Wages, and Benefits)	\$19,366,209
Employment (Jobs, Full- and Part-Time)	334
State and Local Taxes	\$ 1,496,974

Table 2 presents a list of the top ten industries impacted by Baptist Rehabilitation-Germantown, ranked by employment. Obviously, the hospital industry is the industry that benefited the most, but other industries also benefited from BRG's normal operations in FY2012. This occurred as BRG, contractors, and employees bought supplies and spent their earnings throughout the local area as a result of the hospital's normal operations.

Table 2. Top Ten Industries Affected by Baptist Rehabilitation-Germantown, Ranked by Employment, FY2012

Description	Employment	Labor Income	Output
Private hospitals	175	\$12,551,383	\$24,944,716
Real estate establishments	22	417,934	3,347,645
Employment services	16	431,542	600,486
Food services and drinking places	14	305,654	792,051
Medical and diagnostic labs and outpatient and other ambulatory care services	6	346,181	770,565
Wholesale trade businesses	5	379,243	918,607
Offices of physicians, dentists, and other health practitioners	5	431,996	672,186
Services to buildings and dwellings	4	139,953	280,951
Securities, commodity contracts, investments, and related activities	4	384,524	806,411
Retail stores - General merchandise	4	94,503	213,999

Further Explanation

1. Output Impact (Value of Goods and Services Produced)

Result: A total impact on the local area of over \$44.5 million in goods and services produced as a result of the provision of \$24.1 million in services as part of the hospital's normal operations in FY2012.

- **Direct Output Impact:** The direct output impact of BRG expenditures is simply the total dollar amount of \$24.1 million spent by BRG during FY2012. These expenditures include all operating costs, wages, fees, etc., paid by Baptist Rehabilitation-Germantown.

Table 3. Output Impact of Baptist Rehabilitation-Germantown, FY2012

Direct Impact	\$24,129,576
Indirect Impact	8,889,744
Induced Impact	11,491,933
Total Impact	\$44,511,254

Note: Numbers may not add due to rounding differences.

- **Indirect Output Impact:** The indirect output impact of \$8.9 million can be described as subsequent purchases made (or wages paid) by businesses using monies earned by supplying goods or services to BRG. For example, assume that BRG purchases \$5,000 worth of supplies from a local office supply company. Part of that \$5,000 would then be spent by the office supply company on rent, and part of it would be spent to pay employee wages. As a result, the money is recirculated into the local economy.
- **Induced Output Impact:** Monies spent by BRG also result in personal income for a variety of people through both direct and indirect means. That personal income is then spent by the individuals themselves in whatever manner they see fit. The \$11.5 million of output generated from this spending is considered to be an induced output impact.
- **Total Output Impact:** The \$44.5 million total output impact is the sum of the direct, indirect, and induced output impacts.

2. Labor Income Impact (Salaries, Wages, and Benefits)

Result: Total local area labor income of almost \$19.4 million.

Table 4. Labor Income Impact of Baptist Rehabilitation-Germantown, FY2012

Direct Impact	\$12,141,230
Indirect Impact	3,138,728
Induced Impact	4,086,251
Total Impact	\$19,366,209

Note: Numbers may not add due to rounding differences.

- **Direct Income Impact:** The statistical model estimates that \$12.1 million of the original \$24.1 million in total direct expenditures was paid directly (as salaries,

wages, and benefits) to employees (nurses, case managers, administrators, etc.) of BRG. Note that actual hospital labor expenditures may differ.

- **Indirect Income Impact:** This represents the additional income of \$3.1 million earned by employees of businesses that provide goods and services to BRG (for example, wages paid to local food supply service workers).
- **Induced Income Impact:** Direct and indirect income earners will spend some of this additional income for personal consumption. The \$4.1 million in income generated from this spending is considered to be induced income. For example, a BRG employee pays a mechanic to fix her car, or a food service employee spends some of his wages at a local restaurant. The additional incomes of the mechanic and of the restaurant workers generated by these events are considered to be induced by the original expenditure of Baptist Rehabilitation-Germantown.
- **Total Income Impact:** Total income of \$19.4 million is the sum of the direct, indirect, and induced income impacts.

3. Employment Impact

Result: A cumulative effect on 334 jobs.

This effect accounts for both full- and part-time workers and is measured in annual average jobs.

4. Tax Revenue Impact

Result: Total local and state tax revenues of \$1.5 million.

These are taxes and other government revenues generated by the earnings of businesses supplying Baptist Rehabilitation-Germantown, employee income, and employee expenditures of both hospital suppliers and the hospital as well. As shown in Table 5, state and local taxes and revenues generated include everything from corporate and personal income taxes to property taxes to hunting and fishing licenses purchased.

Table 5. Baptist Rehabilitation-Germantown Tax Impact, FY2012

	Total
Corporate Profits Tax	\$ 2,297
Dividends	6,982
Indirect Business Tax: Motor Vehicle Licenses	12,378
Indirect Business Tax: Other Taxes	766,330
Indirect Business Tax: Property Tax	344,331
Indirect Business Tax: State and Local Non Taxes	11,787
Indirect Business Tax: Sales Tax	3,252
Indirect Business Tax: Severance Tax	96,283
Personal Tax: Income Tax	44,425
Personal Tax: Motor Vehicle Licenses	59,397
Personal Tax: Non Taxes (Fines, Fees)	60,631
Personal Tax: Other Tax (Fishing, Hunting Licenses)	53,894
Personal Tax: Property Taxes	18,721
Social Insurance Tax: Employee Contribution	6,159
Social Insurance Tax: Employer Contribution	10,109
Total State and Local Taxes	\$1,496,974

Summary of the Economic Impacts of Baptist Memorial Hospital-Huntingdon

Baptist Memorial Hospital-Huntingdon (BMHH) was one of eight hospitals to become Baptist affiliates in 1983 and was rebuilt in 1986. The hospital was the site of the first hip replacement in 1996, the first Carroll County, Tennessee, facility to provide laparoscopic surgery, and the first to offer the services of a full-time pediatrician. The hospital contains 70 licensed beds and has approximately 155 full-time equivalent employees. During fiscal year 2012 (FY2012), the hospital recorded 7,679 emergency room visits, 573 surgeries, and 657 discharges.

- The Huntingdon hospital provides a variety of services, including acute medical and surgical services, 24-hour emergency room services, home and hospice care, physical therapy, rehabilitation services, and social services. The Joint Commission recognized the hospital as a Top Performer on Key Quality Measures, and it was ranked in the top 100 healthcare agencies nationwide in 2006 by HomeCare Elite.
- According to the Sparks Bureau of Business and Economic Research at the University of Memphis, the FY2012 economic impact of BMHH was estimated at a total production of goods and services (output) value of almost \$17.1 million; total salaries, wages, and benefits of \$6.2 million; 151 full- and part-time jobs; and state and local taxes of almost \$600,000.

Table 1. Total Impacts of Baptist Memorial Hospital-Huntingdon, FY2012

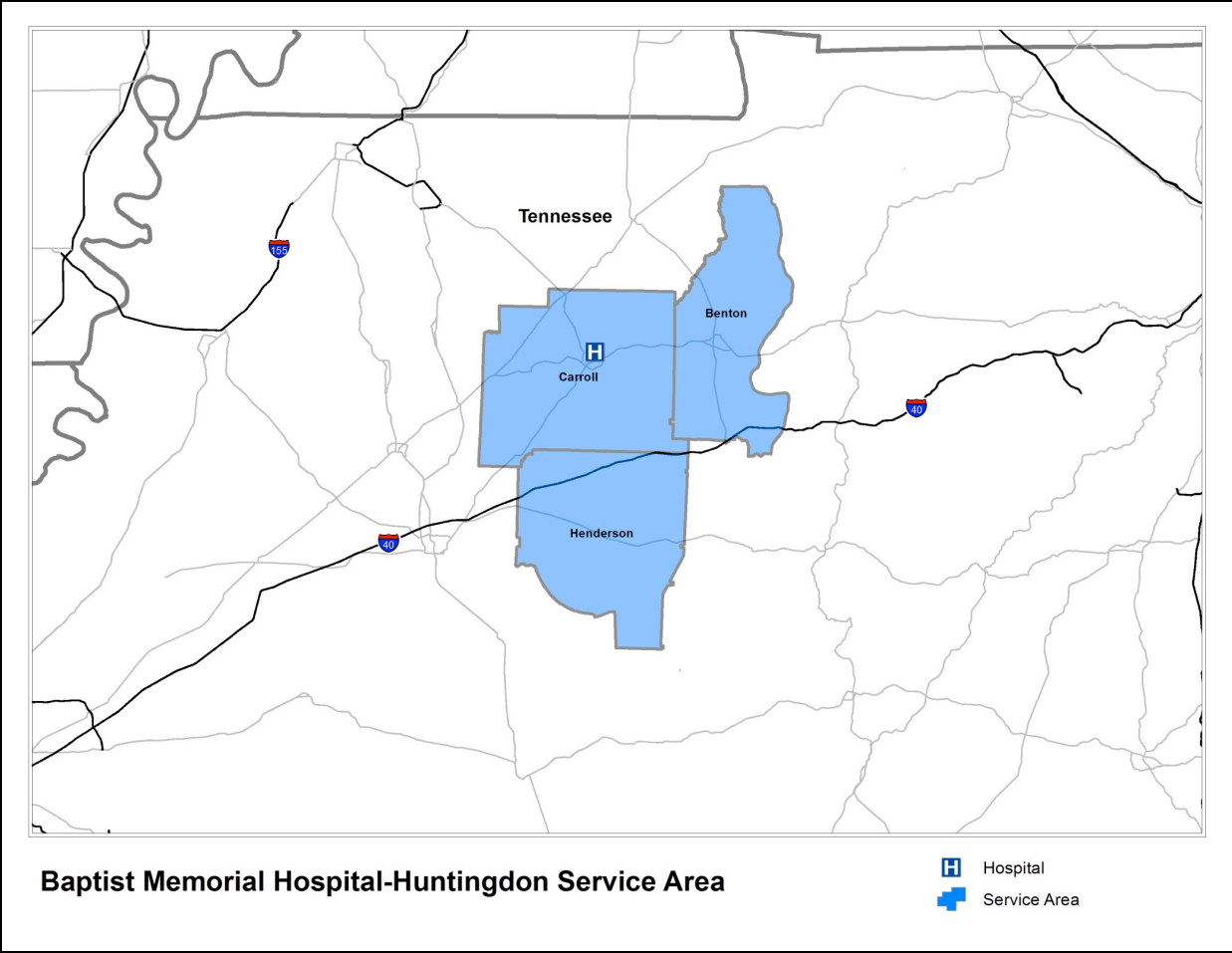
Output (Value of Goods and Services)	\$17,077,536
Labor Income (Salaries, Wages, and Benefits)	\$ 6,191,871
Employment (Jobs, Full- and Part-Time)	151
State and Local Taxes	\$ 597,302

- The economic impact of BMH-Huntingdon extends beyond the hospital campus. Sectors directly and indirectly affected by BMHH are shown in Table 2.

Table 2. Top Ten Industries Affected by Baptist Memorial Hospital-Huntingdon, Ranked by Employment, FY2012

Description	Employment	Labor Income	Output
Private hospitals	98	\$4,994,345	\$11,550,510
Real estate establishments	12	61,213	1,746,007
Employment services	10	84,142	286,715
Food services and drinking places	3	45,495	164,755
Offices of physicians, dentists, and other health practitioners	3	124,836	256,553
Nursing and residential care facilities	2	45,608	90,140
Retail stores - General merchandise	2	37,168	92,206
Civic, social, professional, and similar organizations	1	26,790	46,499
Maintenance and repair construction of nonresidential structures	1	18,092	74,287
Securities, commodity contracts, investments, and related activities	1	5,225	131,340

Baptist Memorial Hospital-Huntingdon



Summary of the Economic Impacts of Baptist Memorial Hospital-Huntingdon, Tennessee

Baptist Memorial Hospital-Huntingdon (BMHH) was one of eight hospitals to become Baptist affiliates in 1983 and was rebuilt in 1986. The hospital was the site of the first hip replacement in 1996, the first Carroll County, Tennessee, facility to provide laparoscopic surgery, and the first to offer the services of a full-time pediatrician. The hospital contains 70 licensed beds and has approximately 155 full-time equivalent employees. During fiscal year 2012 (FY2012), the hospital recorded 7,679 emergency room visits, 573 surgeries, and 657 discharges. The hospital's average daily census in 2012 was 8.

The Huntingdon hospital provides a variety of services, including acute medical and surgical services, 24-hour emergency room services, home and hospice care, physical therapy, rehabilitation services, and social services. Additionally, the hospital provides several special services such as audiology services; breast cancer awareness programs; ear, nose, and throat services; massage therapy; a pain management clinic; a school nurse program; sports medicine; and wellness programs. The Joint Commission recognized the hospital as a Top Performer on Key Quality Measures, and it was ranked in the top 100 healthcare agencies nationwide in 2006 by HomeCare Elite.

The economic impacts described in this report were derived from BMHH's total net revenues from direct operations during FY2012 using the IMPLAN[®] statistical model.¹ In the course of normal operations, BMHH spends these revenues on a wide variety of goods and services, including medical supplies, wages and benefits, contract labor, repairs and maintenance, food services, and non-medical supplies and services. Subsequently, both BMHH employees and employees and owners of BMHH suppliers spend incomes derived via business or employment with BMHH across all spectrums of the local economy.

Summary

In FY2012, BMHH had total operating revenues of \$11.3 million as a result of providing acute hospital care services to the area's citizens. As shown in Table 1, this resulted in a total production of goods and services (output) value of nearly \$17.1 million; total salaries, wages, and benefits of \$6.2 million; 151 full- and part-time jobs;² and state and local taxes of nearly \$600,000.

¹For more information on IMPLAN[®], see <http://implan.com/V4/Index.php>.

²In this case, the IMPLAN[®] statistical model slightly underestimates actual BMHH employment.

Table 1. Total Impacts of Baptist Memorial Hospital-Huntingdon, FY2012

Output (Value of Goods and Services)	\$17,077,536
Labor Income (Salaries, Wages, and Benefits)	\$ 6,191,871
Employment (Jobs, Full- and Part-Time)	151
State and Local Taxes	\$ 597,302

Table 2 presents a list of the top ten industries impacted by Baptist Memorial Hospital-Huntingdon, ranked by employment. Obviously, the hospital industry is the industry that benefited the most, but other industries also benefited from BMHH's normal operations in FY2012. This occurred as BMHH, contractors, and employees bought supplies and spent their earnings throughout the local area as a result of the hospital's normal operations.

Table 2. Top Ten Industries Affected by Baptist Memorial Hospital-Huntingdon, Ranked by Employment, FY2012

Description	Employment	Labor Income	Output
Private hospitals	98	\$4,994,345	\$11,550,510
Real estate establishments	12	61,213	1,746,007
Employment services	10	184,142	286,715
Food services and drinking places	3	45,495	164,755
Offices of physicians, dentists, and other health practitioners	3	124,836	256,553
Nursing and residential care facilities	2	45,608	90,140
Retail stores - General merchandise	2	37,168	92,206
Civic, social, professional, and similar organizations	1	26,790	46,499
Maintenance and repair construction of nonresidential structures	1	18,092	74,287
Securities, commodity contracts, investments, and related activities	1	5,225	131,340

Further Explanation

1. Output Impact (Value of Goods and Services Produced)

Result: A total impact on the local area of \$17.1 million in goods and services produced as a result of the provision of \$11.3 million in services as part of the hospital's normal operations in FY2012.

Table 3. Output Impact of Baptist Memorial Hospital-Huntingdon, FY2012	
Direct Impact	\$11,285,198
Indirect Impact	2,826,468
Induced Impact	2,965,870
Total Impact	\$17,077,536
Note: Numbers may not add due to rounding differences.	

- **Direct Output Impact:** The direct output impact of BMHH expenditures is simply the total dollar amount of \$11.3 million spent by BMHH during FY2012. These expenditures include all operating costs, wages, fees, etc., paid by BMHH.
- **Indirect Output Impact:** The indirect output impact of \$2.8 million can be described as subsequent purchases made (or wages paid) by businesses using monies earned by supplying goods or services to BMHH. For example, assume that BMHH purchases \$5,000 worth of supplies from a local office supply company. Part of that \$5,000 would then be spent by the office supply company on rent, and part of it would be spent to pay employee wages. As a result, the money is recirculated into the local economy.
- **Induced Output Impact:** Monies spent by BMHH also result in personal income for a variety of people through both direct and indirect means. That personal income is then spent by the individuals themselves in whatever manner they see fit. The \$3.0 million of output generated from this spending is considered to be an induced output impact.
- **Total Output Impact:** The \$17.1 million total output impact is the sum of the direct, indirect, and induced output impacts.

2. Labor Income Impact (Salaries, Wages, and Benefits)

Result: Total local area labor income of nearly \$6.2 million.

Table 4. Labor Income Impact of Baptist Memorial Hospital-Huntingdon, FY2012	
Direct Impact	\$4,879,627
Indirect Impact	572,402
Induced Impact	739,842
Total Impact	\$6,191,871

Note: Numbers may not add due to rounding differences.

- **Direct Income Impact:** The statistical model estimates that \$4.9 million of the original \$11.3 million in total direct expenditures was paid directly (as salaries,

wages, and benefits) to employees (nurses, case managers, administrators, etc.) of BMHH. Note that actual hospital labor expenditures may differ, and according to hospital financial data, BMHH's actual income estimate is greater than the IMPLAN[®] estimate.

- **Indirect Income Impact:** This represents the additional income of \$572,402 earned by employees of businesses that provide goods and services to BMHH (for example, wages paid to local food supply service workers).
- **Induced Income Impact:** Direct and indirect income earners will spend some of this additional income for personal consumption. The \$739,842 in income generated from this spending is considered to be induced income. For example, a BMHH employee pays a mechanic to fix her car, or a food service employee spends some of his wages at a local restaurant. The additional incomes of the mechanic and of the restaurant workers generated by these events are considered to be induced by the original expenditure of BMHH.
- **Total Income Impact:** Total income of \$6.2 million is the sum of the direct, indirect, and induced income impacts.

3. Employment Impact

Result: A cumulative effect on 151 jobs.

This effect accounts for both full- and part-time workers and is measured in annual average jobs.

4. Tax Revenue Impact

Result: Total local and state tax revenues of \$597,302.

These are taxes and other government revenues generated by the earnings of businesses supplying BMHH, employee income, and employee expenditures of both hospital suppliers and the hospital as well. As shown in Table 5, state and local taxes and revenues generated include everything from corporate and personal income taxes to property taxes to hunting and fishing licenses purchased.

Table 5. Baptist Memorial Hospital-Huntingdon Tax Impact, FY2012

	Total
Corporate Profits Tax	\$ 967
Dividends	2,700
Indirect Business Tax: Motor Vehicle Licenses	4,787
Indirect Business Tax: Other Taxes	325,489
Indirect Business Tax: Property Tax	141,826
Indirect Business Tax: State and Local Non Taxes	5,097
Indirect Business Tax: Sales Tax	182
Indirect Business Tax: Severance Tax	44,443
Personal Tax: Income Tax	18,186
Personal Tax: Motor Vehicle Licenses	27,134
Personal Tax: Non Taxes (Fines, Fees)	3,733
Personal Tax: Other Tax (Fishing, Hunting Licenses)	13,009
Personal Tax: Property Taxes	5,350
Social Insurance Tax: Employee Contribution	1,655
Social Insurance Tax: Employer Contribution	2,744
Total State and Local Taxes	\$597,302

Summary of the Economic Impacts of Baptist Memorial Restorative Care Hospital

Baptist Memorial Restorative Care Hospital (BRCH) is a 30-bed, long-term, acute-care hospital located within Baptist Memorial Hospital-Memphis. The hospital employs approximately 97 and is designed specifically for patients who require continued acute care over an extended period of time. Most patients admitted stay for at least four weeks, and the hospital provides a multidisciplinary approach for weaning patients from the ventilator and the wound care program.

- The hospital is accredited with Full Standards Compliance by the Joint Commission on Accreditation and is approved as a Teaching Hospital Cancer Program by the American College of Surgeons Commission on Cancer Approvals Program.
- According to the Sparks Bureau of Business and Economic Research at the University of Memphis, the FY2012 economic impact of BRCH was estimated at a total production of goods and services (output) value of nearly \$24.0 million; total salaries, wages, and benefits of \$10.4 million; 185 full- and part-time jobs; and state and local taxes of \$804,102.

Table 1. Total Impacts of Baptist Memorial Restorative Care Hospital, FY2012

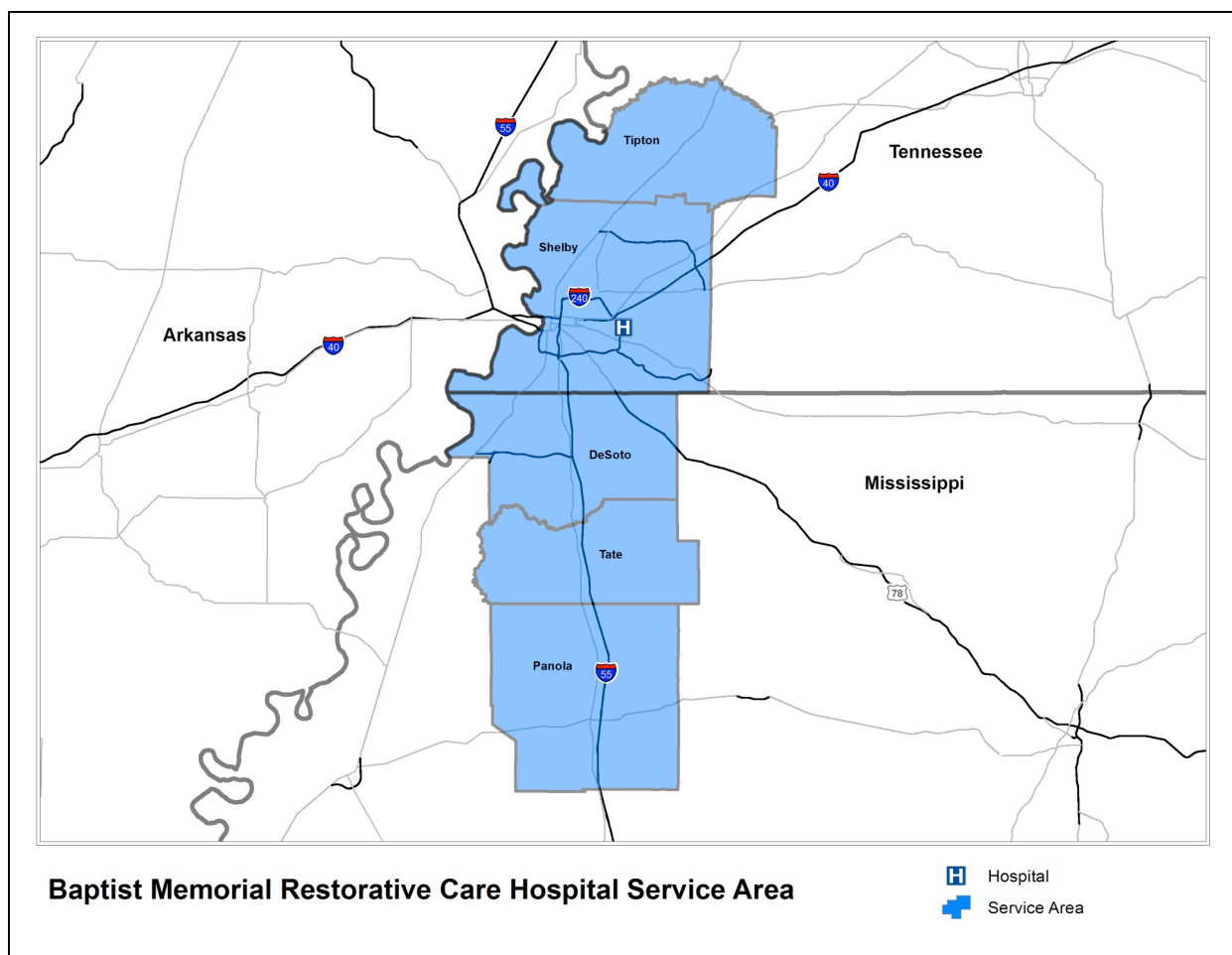
Output (Value of Goods and Services)	\$23,909,314
Labor Income (Salaries, Wages, and Benefits)	\$10,402,600
Employment (Jobs, Full- and Part-Time)	185
State and Local Taxes	\$ 804,102

- The economic impact of BRCH extends beyond the hospital campus. Sectors directly and indirectly affected by BRCH are shown in Table 2.

Table 2. Top Ten Industries Affected by Baptist Memorial Restorative Care Hospital, Ranked by Employment, FY2012

Description	Employment	Labor Income	Output
Private hospitals	100	\$6,742,002	\$13,399,107
Real estate establishments	12	224,494	1,798,195
Employment services	8	231,804	322,552
Food services and drinking places	7	164,182	425,452
Medical and diagnostic labs and outpatient and other ambulatory care services	3	185,952	413,910
Wholesale trade businesses	3	203,711	493,432
Offices of physicians, dentists, and other health practitioners	3	232,048	361,066
Services to buildings and dwellings	2	75,176	150,913
Securities, commodity contracts, investments, and related activities	2	206,548	433,166
Retail stores - General merchandise	2	50,763	114,950

Baptist Memorial Restorative Care Hospital



Summary of the Economic Impacts of Baptist Memorial Restorative Care Hospital

Baptist Memorial Restorative Care Hospital (BRCH) is a 30-bed, long-term, acute-care hospital located within Baptist Memorial Hospital-Memphis. The hospital employs approximately 97 full-time equivalent workers and is designed specifically for patients who require continued acute care over an extended period of time. Most patients admitted stay for at least four weeks, and the hospital provides a multidisciplinary approach for weaning patients from the ventilator and the wound care program. The hospital is accredited with Full Standards Compliance by the Joint Commission on Accreditation and is approved as a Teaching Hospital Cancer Program by the American College of Surgeons Commission on Cancer Approvals Program.

The economic impacts described in this report were derived from BRCH’s total net revenues from direct operations during fiscal year 2012 (FY2012) using the IMPLAN[®] statistical model.¹ In the course of normal operations, BRCH spends these revenues on a wide variety of goods and services, including medical supplies, wages and benefits, contract labor, repairs and maintenance, food services, and non-medical supplies and services. Subsequently, both BRCH employees and employees and owners of BRCH suppliers spend incomes derived via business or employment with BRCH across all spectrums of the local economy.

Summary

In FY2012, BRCH had total operating revenues of almost \$13.0 million as a result of providing acute hospital care services to the area’s citizens. As shown in Table 1, this resulted in a total production of goods and services (output) value of nearly \$24.0 million; total salaries, wages, and benefits of \$10.4 million; 185 full- and part-time jobs; and state and local taxes of \$804,102.

Table 1. Total Impacts of Baptist Memorial Restorative Care Hospital, FY2012

Output (Value of Goods and Services)	\$23,909,314
Labor Income (Salaries, Wages, and Benefits)	\$10,402,600
Employment (Jobs, Full- and Part-Time)	185
State and Local Taxes	\$ 804,102

¹For more information on IMPLAN[®], see <http://implan.com/V4/Index.php>.

Table 2 presents a list of the top ten industries impacted by Baptist Restorative Care Hospital, ranked by employment. Obviously, the hospital industry is the industry that benefited the most, but other industries also benefited from BRCH's normal operations in FY2012. This occurred as BRCH, contractors, and employees bought supplies and spent their earnings throughout the local area as a result of the hospital's normal operations.

Table 2. Top Ten Industries Affected by Baptist Memorial Restorative Care Hospital, Ranked by Employment, FY2012

Description	Employment	Labor Income	Output
Private hospitals	100	\$6,742,002	\$13,399,107
Real estate establishments	12	224,494	1,798,195
Employment services	8	231,804	322,552
Food services and drinking places	7	164,182	425,452
Medical and diagnostic labs and outpatient and other ambulatory care services	3	185,952	413,910
Wholesale trade businesses	3	203,711	493,432
Offices of physicians, dentists, and other health practitioners	3	232,048	361,066
Services to buildings and dwellings	2	75,176	150,913
Securities, commodity contracts, investments, and related activities	2	206,548	433,166
Retail stores - General merchandise	2	50,763	114,950

Further Explanation

1. Output Impact (Value of Goods and Services Produced)

Result: A total impact on the local area of over \$23.9 million in goods and services produced as a result of the provision of \$13.0 million in services as part of the hospital's normal operations in FY2012.

Table 3. Output Impact of Baptist Memorial Restorative Care Hospital, FY2012

Direct Impact	\$12,961,253
Indirect Impact	4,775,145
Induced Impact	6,172,916
Total Impact	\$23,909,314

Note: Numbers may not add due to rounding differences.

- **Direct Output Impact:** The direct output impact of BRCH expenditures is simply the total dollar amount of \$13.0 million spent by BRCH during FY2012. These expenditures include all operating costs, wages, fees, etc., paid by BRCH.
- **Indirect Output Impact:** The indirect output impact of \$4.8 million can be described as subsequent purchases made (or wages paid) by businesses using monies earned by supplying goods or services to BRCH. For example, assume that BRCH

purchases \$5,000 worth of supplies from a local office supply company. Part of that \$5,000 would then be spent by the office supply company on rent, and part of it would be spent to pay employee wages. As a result, the money is recirculated into the local economy.

- **Induced Output Impact:** Monies spent by BRCH also result in personal income for a variety of people through both direct and indirect means. That personal income is then spent by the individuals themselves in whatever manner they see fit. The \$6.2 million of output generated from this spending is considered to be an induced output impact.
- **Total Output Impact:** The \$23.9 million total output impact is the sum of the direct, indirect, and induced output impacts.

2. Labor Income Impact (Salaries, Wages, and Benefits)

Result: Total local area labor income of over \$10.4 million.

Table 4. Labor Income Impact of Baptist Memorial Restorative Care Hospital, FY2012

Direct Impact	\$ 6,521,688
Indirect Impact	1,685,974
Induced Impact	2,194,938
Total Impact	\$10,402,600

Note: Numbers may not add due to rounding differences.

- **Direct Income Impact:** The statistical model estimates that \$6.5 million of the original \$13.0 million in total direct expenditures was paid directly (as salaries, wages, and benefits) to employees (nurses, case managers, administrators, etc.) of BRCH. Note that actual hospital labor expenditures may differ.
- **Indirect Income Impact:** This represents the additional income of \$1.7 million earned by employees of businesses that provide goods and services to BRCH (for example, wages paid to local food supply service workers).
- **Induced Income Impact:** Direct and indirect income earners will spend some of this additional income for personal consumption. The \$2.2 million in income generated from this spending is considered to be induced income. For example, a BRCH employee pays a mechanic to fix her car, or a food service employee spends some of his wages at a local restaurant. The additional incomes of the mechanic and of the

restaurant workers generated by these events are considered to be induced by the original expenditure of BRCH.

- **Total Income Impact:** Total income of \$10.4 million is the sum of the direct, indirect, and induced income impacts.

3. Employment Impact

Result: A cumulative effect on 185 jobs.

This effect accounts for both full- and part-time workers and is measured in annual average jobs.

4. Tax Revenue Impact

Result: Total local and state tax revenues of \$804,102.

These are taxes and other government revenues generated by the earnings of businesses supplying BRCH, employee income, and employee expenditures of both hospital suppliers and the hospital as well. As shown in Table 5, state and local taxes and revenues generated include everything from corporate and personal income taxes to property taxes to hunting and fishing licenses purchased.

Table 5. Baptist Memorial Restorative Care Hospital Tax Impact, FY2012

	Total
Corporate Profits Tax	\$ 1,234
Dividends	3,751
Indirect Business Tax: Motor Vehicle Licenses	6,649
Indirect Business Tax: Other Taxes	411,636
Indirect Business Tax: Property Tax	184,958
Indirect Business Tax: State and Local Non Taxes	6,331
Indirect Business Tax: Sales Tax	1,747
Indirect Business Tax: Severance Tax	51,719
Personal Tax: Income Tax	23,863
Personal Tax: Motor Vehicle Licenses	31,905
Personal Tax: Non Taxes (Fines, Fees)	32,568
Personal Tax: Other Tax (Fishing, Hunting Licenses)	28,949
Personal Tax: Property Taxes	10,056
Social Insurance Tax: Employee Contribution	3,308
Social Insurance Tax: Employer Contribution	5,430
Total State and Local Taxes	\$804,102

Summary of the Economic Impacts of Baptist Memorial Hospital-Tipton County

Baptist Memorial Hospital–Tipton (BMHT), located in Covington, Tennessee, was founded in 1963 and became affiliated with the Baptist system in 1981. The hospital has approximately 210 full-time equivalent employees and 100 licensed beds. In fiscal year 2012 (FY2012), the hospital recorded 21,693 emergency room visits, 448 births, 1,171 surgeries, and 1,434 discharges. The hospital’s average daily census for FY2012 was 12.

- The Tipton County hospital provides a full range of services, including coronary intensive care, geriatric acute care, neonatal acute care, obstetrical care, and pediatric care. It also provides the community with emergency services, including emergency room and trauma treatment, and ancillary services such as a blood bank, labor and delivery room service, nuclear medicine, rehabilitation therapy, etc.
- According to the Sparks Bureau of Business and Economic Research at the University of Memphis, the FY2012 economic impact of BMHT was estimated at a total production of goods and services (output) value of \$144.3 million; total salaries, wages, and benefits of \$62.8 million; 1,117 full- and part-time jobs; and state and local taxes of \$4.9 million.

Table 1. Total Impacts of Baptist Memorial Hospital-Tipton, FY2012

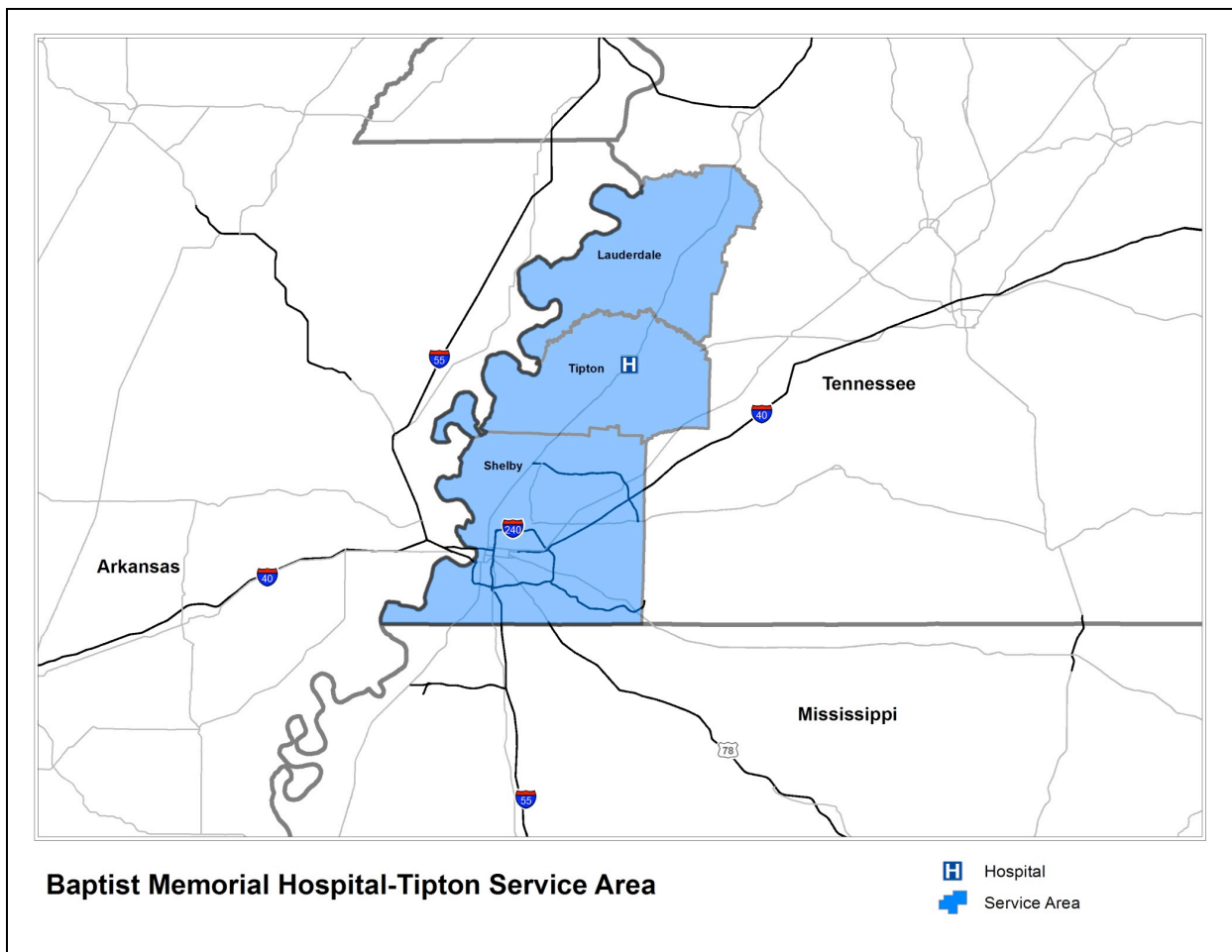
Output (Value of Goods and Services)	\$144,284,978
Labor Income (Salaries, Wages, and Benefits)	\$ 62,776,327
Employment (Jobs, Full- and Part-Time)	1,117
State and Local Taxes	\$ 4,852,503

- The economic impact of BMHT extends beyond the hospital campus. Sectors directly and indirectly affected by BMHT are shown in Table 2.

Table 2. Top Ten Industries Affected by Baptist Memorial Hospital-Tipton, Ranked by Employment, FY2012

Description	Employment	Labor Income	Output
Private hospitals	602	\$40,685,801	\$80,859,278
Real estate establishments	72	1,354,749	10,851,522
Employment services	50	1,398,861	1,946,500
Food services and drinking places	44	990,788	2,567,464
Medical and diagnostic labs and outpatient and other ambulatory care services	19	1,122,158	2,497,816
Wholesale trade businesses	18	1,229,331	2,977,701
Offices of physicians, dentists, and other health practitioners	16	1,400,333	2,178,919
Services to buildings and dwellings	14	453,665	910,714
Securities, commodity contracts, investments, and related activities	12	1,246,451	2,614,014
Retail stores - General merchandise	12	306,336	693,687

Baptist Memorial Hospital-Tipton County



Summary of the Economic Impacts of Baptist Memorial Hospital-Tipton County

Baptist Memorial Hospital-Tipton (BMHT), located in Covington, Tennessee, was founded in 1963 and became affiliated with the Baptist system in 1981. The hospital has approximately 210 full-time equivalent employees and 100 licensed beds. In fiscal year 2012 (FY2012), the hospital recorded 21,693 emergency room visits, 448 births, 1,171 surgeries, and 1,434 discharges. The hospital's average daily census for FY2012 was 12.

The Tipton County hospital provides a full range of services including coronary intensive care, geriatric acute care, neonatal acute care, obstetrical care, and pediatric care. It also provides the community with emergency services, including emergency room and trauma treatment, and ancillary services such as a blood bank, labor and delivery room service, nuclear medicine, rehabilitation therapy, etc.

The economic impacts described in this report were derived from BMHT's total net revenues from direct operations during FY2012 using the IMPLAN[®] statistical model.¹ In the course of normal operations, BMHT spends these revenues on a wide variety of goods and services, including medical supplies, wages and benefits, contract labor, repairs and maintenance, food services, and non-medical supplies and services. Subsequently, both BMHT employees and employees and owners of BMHT suppliers spend incomes derived via business or employment with BMHT across all spectrums of the local economy.

Summary

In FY2012, BMHT had total operating revenues of \$78.2 million as a result of providing acute hospital care services to the area's citizens. As shown in Table 1, this resulted in a total production of goods and services (output) value of nearly \$144.3 million; total salaries, wages, and benefits of \$62.8 million; 1,117 full- and part-time jobs; and state and local taxes of \$4.9 million.

Table 1. Total Impacts of Baptist Memorial Hospital-Tipton, FY2012

Output (Value of Goods and Services)	\$144,284,978
Labor Income (Salaries, Wages, and Benefits)	\$ 62,776,327
Employment (Jobs, Full- and Part-Time)	1,117
State and Local Taxes	\$ 4,852,503

¹For more information on IMPLAN[®], see <http://implan.com/V4/Index.php>.

Table 2 presents a list of the top ten industries impacted by Baptist Memorial Hospital-Tipton, ranked by employment. Obviously, the hospital industry is the industry that benefited the most, but other industries also benefited from BMHT's normal operations in FY2012. This occurred as BMHT, contractors, and employees bought supplies and spent their earnings throughout the local area as a result of the hospital's normal operations.

Table 2. Top Ten Industries Affected by Baptist Memorial Hospital-Tipton, Ranked by Employment, FY2012

Description	Employment	Labor Income	Output
Private hospitals	602	\$40,685,801	\$80,859,278
Real estate establishments	72	1,354,749	10,851,522
Employment services	50	1,398,861	1,946,500
Food services and drinking places	44	990,788	2,567,464
Medical and diagnostic labs and outpatient and other ambulatory care services	19	1,122,158	2,497,816
Wholesale trade businesses	18	1,229,331	2,977,701
Offices of physicians, dentists, and other health practitioners	16	1,400,333	2,178,919
Services to buildings and dwellings	14	453,665	910,714
Securities, commodity contracts, investments, and related activities	12	1,246,451	2,614,014
Retail stores - General merchandise	12	306,336	693,687

Further Explanation

1. Output Impact (Value of Goods and Services Produced)

Result: A total impact on the local area of \$144.3 million in goods and services produced as a result of the provision of \$78.2 million in services as part of the hospital's normal operations in FY2012.

Table 3. Output Impact of Baptist Memorial Hospital-Tipton, FY2012

Direct Impact	\$ 78,216,969
Indirect Impact	28,816,456
Induced Impact	37,251,553
Total Impact	\$144,284,978

Note: Numbers may not add due to rounding differences.

- **Direct Output Impact:** The direct output impact of BMHT expenditures is simply the total dollar amount of \$78.2 million spent by BMHT during FY2012. These expenditures include all operating costs, wages, fees, etc., paid by BMHT.

- **Indirect Output Impact:** The indirect output impact of \$28.8 million can be described as subsequent purchases made (or wages paid) by businesses using monies earned by supplying goods or services to BMHT. For example, assume that BMHT purchases \$5,000 worth of supplies from a local office supply company. Part of that \$5,000 would then be spent by the office supply company on rent, and part of it would be spent to pay employee wages. As a result, the money is recirculated into the local economy.
- **Induced Output Impact:** Monies spent by BMHT also result in personal income for a variety of people through both direct and indirect means. That personal income is then spent by the individuals themselves in whatever manner they see fit. The \$37.3 million of output generated from this spending is considered to be an induced output impact.
- **Total Output Impact:** The \$144.3 million total output impact is the sum of the direct, indirect, and induced output impacts.

2. Labor Income Impact (Salaries, Wages, and Benefits)

Result: Total local area labor income of almost \$62.8 million.

Table 4. Labor Income Impact of Baptist Memorial Hospital-Tipton, FY2012

Direct Impact	\$39,356,275
Indirect Impact	10,174,310
Induced Impact	13,245,742
Total Impact	\$62,776,327

Note: Numbers may not add due to rounding differences.

- **Direct Income Impact:** The statistical model estimates that \$39.4 million of the original \$78.2 million in total direct expenditures was paid directly (as salaries, wages, and benefits) to employees (nurses, case managers, administrators, etc.) of BMHT. Note that actual hospital labor expenditures may differ.
- **Indirect Income Impact:** This represents the additional income of \$10.2 million earned by employees of businesses that provide goods and services to BMHT (for example, wages paid to local food supply service workers).
- **Induced Income Impact:** Direct and indirect income earners will spend some of this additional income for personal consumption. The \$13.2 million in income generated from this spending is considered to be induced income. For example, a BMHT

employee pays a mechanic to fix her car, or a food service employee spends some of his wages at a local restaurant. The additional incomes of the mechanic and of the restaurant workers generated by these events are considered to be induced by the original expenditure of BMHT.

- **Total Income Impact:** Total income of \$62.8 million is the sum of the direct, indirect, and induced income impacts.

3. Employment Impact

Result: A cumulative effect on 1,117 jobs.

This effect accounts for both full- and part-time workers and is measured in annual average jobs.

4. Tax Revenue Impact

Result: Total local and state tax revenues of \$4.9 million.

These are taxes and other government revenues generated by the earnings of businesses supplying BMHT, employee income, and employee expenditures of both hospital suppliers and the hospital as well. As shown in Table 5, state and local taxes and revenues generated include everything from corporate and personal income taxes to property taxes to hunting and fishing licenses purchased.

Table 5. Baptist Memorial Hospital-Tipton Tax Impact, FY2012

	Total
Corporate Profits Tax	\$ 7,446
Dividends	22,633
Indirect Business Tax: Motor Vehicle Licenses	40,122
Indirect Business Tax: Other Taxes	2,484,088
Indirect Business Tax: Property Tax	1,116,163
Indirect Business Tax: State and Local Non Taxes	38,208
Indirect Business Tax: Sales Tax	10,540
Indirect Business Tax: Severance Tax	312,105
Personal Tax: Income Tax	144,005
Personal Tax: Motor Vehicle Licenses	192,539
Personal Tax: Non Taxes (Fines, Fees)	196,537
Personal Tax: Other Tax (Fishing, Hunting Licenses)	174,700
Personal Tax: Property Taxes	60,684
Social Insurance Tax: Employee Contribution	19,965
Social Insurance Tax: Employer Contribution	32,768
Total State and Local Taxes	\$4,852,503

Summary of the Economic Impacts of Baptist Memorial Hospital-Union City

Founded in 1950 and affiliated with the Baptist system in 1982, Baptist Memorial Hospital-Union City, Tennessee (BMHUCT), was the first cancer treatment center in the Northwest Tennessee area, was first to provide outpatient rehabilitation services, and offered the community the first hospital-owned wellness center. The Union City hospital contains 173 licensed beds and has approximately 330 full-time equivalent employees. In FY2012, the hospital recorded 18,490 emergency room visits, 291 births, 2,147 surgeries, and 2,750 discharges.

- The hospital provides a full range of services, including a blood bank, drug counseling, hospice care, occupational therapy, labor and delivery service, and general surgery services.
- The hospital has been recognized by the Joint Commission as a Top Performer on Key Quality Measures and was included in *Modern Healthcare's* list of top 100 "Best Places to Work" in 2010 and 2011.
- According to the Sparks Bureau of Business and Economic Research at the University of Memphis, the FY2012 economic impact of BMHUCT was estimated at a total production of goods and services (output) value of \$52.2 million; total salaries, wages, and benefits of \$24.8 million; 401 full- and part-time jobs; and state and local taxes of \$1.5 million.

Table 1. Total Impacts of Baptist Memorial Hospital-Union City, FY2012

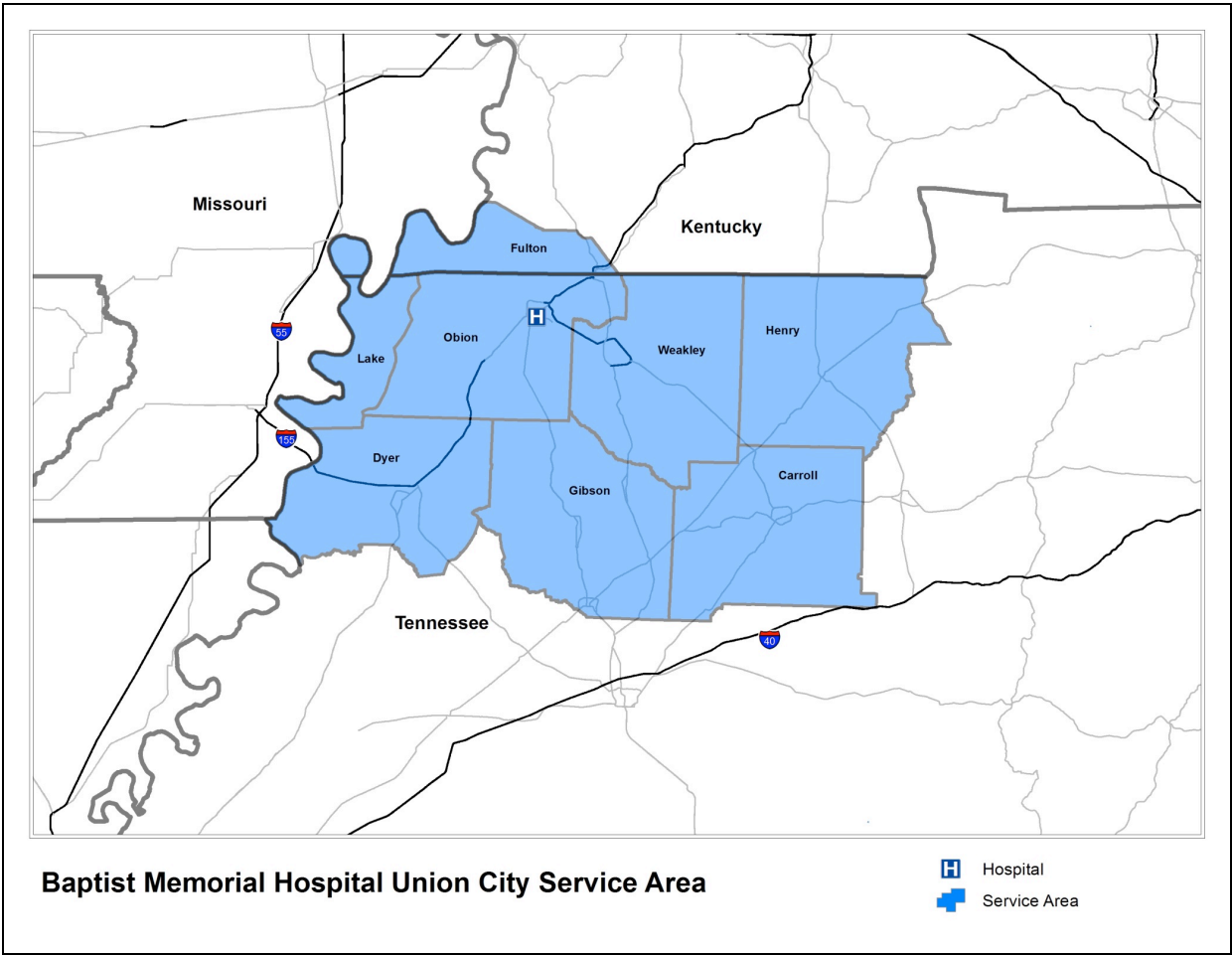
Output (Value of Goods and Services)	\$52,183,087
Labor Income (Salaries, Wages, and Benefits)	\$24,814,909
Employment (Jobs, Full- and Part-Time)	401
State and Local Taxes	\$ 1,461,732

- The economic impact of BMHUC extends beyond the hospital campus. Sectors directly and indirectly affected by BMHUC are shown in Table 2.

Table 2. Top Ten Industries Affected by Baptist Memorial Hospital-Union City, Ranked by Employment, FY2012

Description	Employment	Labor Income	Output
Private hospitals	272	\$20,601,321	\$38,831,186
Employment services	17	573,443	763,239
Food services and drinking places	16	248,182	817,849
Retail stores - General merchandise	6	130,726	315,349
Wholesale trade businesses	5	255,213	791,586
Offices of physicians, dentists, and other health practitioners	5	243,702	480,787
Nursing and residential care facilities	5	145,561	279,651
Real estate establishments	5	72,615	750,829
Retail stores - Food and beverage	4	136,102	249,922
Securities, commodity contracts, investments, and related activities	4	43,109	437,221

Baptist Memorial Hospital-Union City



Summary of the Economic Impacts of Baptist Memorial Hospital-Union City

Baptist Memorial Hospital-Union City, Tennessee (BMHUCT), was founded in 1950 and became affiliated with the Baptist system in 1982. The hospital was the first cancer treatment center in the Northwest Tennessee area, was first to provide outpatient rehabilitation services, and offered the community the first hospital-owned wellness center. The Union City hospital contains 173 licensed beds and has approximately 330 full-time equivalent employees. In fiscal year 2012 (FY2012), the hospital recorded 18,490 emergency room visits, 291 births, 2,147 surgeries, and 2,750 discharges. The hospital's average daily census for fiscal year 2012 was 28.

The hospital provides a full range of services, including a blood bank, drug counseling, hospice care, occupational therapy, labor and delivery service, and general surgery services. In addition, it provides several special services such as behavioral health services for adolescents and adults, a cancer center, a hospitalist program, and an outpatient surgery department. The hospital has been recognized by the Joint Commission as a Top Performer on Key Quality Measures and was included in *Modern Healthcare's* list of top 100 "Best Places to Work" in 2010 and 2011.

The economic impacts described in this report were derived from BMHUCT's total net revenues from direct operations during FY2012 using the IMPLAN[®] statistical model.¹ In the course of normal operations, BMHUCT spends these revenues on a wide variety of goods and services, including medical supplies, wages and benefits, contract labor, repairs and maintenance, food services, and non-medical supplies and services. Subsequently, both BMHUCT employees and employees and owners of BMHUCT suppliers spend incomes derived via business or employment with BMHUCT across all spectrums of the local economy.

Summary

In FY2012, BMHUCT had total operating revenues of \$37.9 million as a result of providing acute hospital care services to the area's citizens. As shown in Table 1, this resulted in a total production of goods and services (output) value of nearly \$52.2 million; total salaries, wages, and benefits of \$24.8 million; 401 full- and part-time jobs; and state and local taxes of \$1.5 million.

¹For more information on IMPLAN[®], see <http://implan.com/V4/Index.php>.

Table 1. Total Impacts of Baptist Memorial Hospital-Union City, FY2012

Output (Value of Goods and Services)	\$52,183,087
Labor Income (Salaries, Wages, and Benefits)	\$24,814,909
Employment (Jobs, Full- and Part-Time)	401
State and Local Taxes	\$ 1,461,732

Table 2 presents a list of the top ten industries impacted by Baptist Memorial Hospital-Union City, ranked by employment. Obviously, the hospital industry is the industry that benefited the most, but other industries also benefited from BMHUCT's normal operations in FY2012. This occurred as BMHUCT, contractors, and employees bought supplies and spent their earnings throughout the local area as a result of the hospital's normal operations.

Table 2. Top Ten Industries Affected by Baptist Memorial Hospital-Union City, Ranked by Employment, 2012

Description	Employment	Labor Income	Output
Private hospitals	272	\$20,601,321	\$38,831,186
Employment services	17	573,443	763,239
Food services and drinking places	16	248,182	817,849
Retail stores - General merchandise	6	130,726	315,349
Wholesale trade businesses	5	255,213	791,586
Offices of physicians, dentists, and other health practitioners	5	243,702	480,787
Nursing and residential care facilities	5	145,561	279,651
Real estate establishments	5	72,615	750,829
Retail stores - Food and beverage	4	136,102	249,922
Securities, commodity contracts, investments, and related activities	4	43,109	437,221

Further Explanation

1. Output Impact (Value of Goods and Services Produced)

Result: A total impact on the local area of \$52.2 million in goods and services produced as a result of the provision of \$37.9 million in services as part of the hospital's normal operations in FY2012.

Table 3. Output Impact of Baptist Memorial Hospital-Union City, FY2012

Direct Impact	\$37,854,221
Indirect Impact	4,455,991
Induced Impact	9,872,875
Total Impact	\$52,183,087

Note: Numbers may not add due to rounding differences.

- **Direct Output Impact:** The direct output impact of BMHUCT expenditures is simply the total dollar amount of \$37.9 million spent by BMHUCT during FY2012. These expenditures include all operating costs, wages, fees, etc., paid by BMHUCT.
- **Indirect Output Impact:** The indirect output impact of \$4.5 million can be described as subsequent purchases made (or wages paid) by businesses using monies earned by supplying goods or services to BMHUCT. For example, assume that BMHUCT purchases \$5,000 worth of supplies from a local office supply company. Part of that \$5,000 would then be spent by the office supply company on rent, and part of it would be spent to pay employee wages. As a result, the money is recirculated into the local economy.
- **Induced Output Impact:** Monies spent by BMHUCT also result in personal income for a variety of people through both direct and indirect means. That personal income is then spent by the individuals themselves in whatever manner they see fit. The \$9.9 million of output generated from this spending is considered to be an induced output impact.
- **Total Output Impact:** The \$52.2 million total output impact is the sum of the direct, indirect, and induced output impacts.

2. Labor Income Impact (Salaries, Wages, and Benefits)

Result: Total local area labor income of over \$24.8 million.

Table 4. Labor Income Impact of Baptist Memorial Hospital-Union City, FY2012

Direct Impact	\$20,083,007
Indirect Impact	\$1,752,784
Induced Impact	\$2,979,119
Total Impact	\$24,814,909

Note: Numbers may not add due to rounding differences.

- **Direct Income Impact:** The statistical model estimates that \$20.1 million of the original \$37.9 million in total direct expenditures was paid directly (as salaries, wages, and benefits) to employees (nurses, case managers, administrators, etc.) of BMHUCT. Note that actual hospital labor expenditures may differ.
- **Indirect Income Impact:** This represents the additional income of \$1.8 million earned by employees of businesses that provide goods and services to BMHUCT (for example, wages paid to local food supply service workers).

- **Induced Income Impact:** Direct and indirect income earners will spend some of this additional income for personal consumption. The \$3.0 million in income generated from this spending is considered to be induced income. For example, a BMHUCT employee pays a mechanic to fix her car, or a food service employee spends some of his wages at a local restaurant. The additional incomes of the mechanic and of the restaurant workers generated by these events are considered to be induced by the original expenditure of BMHUCT.
- **Total Income Impact:** Total income of \$24.8 million is the sum of the direct, indirect, and induced income impacts.

3. Employment Impact

Result: A cumulative effect on 401 jobs.

This effect accounts for both full- and part-time workers and is measured in annual average jobs.

4. Tax Revenue Impact

Result: Total local and state tax revenues of \$1.5 million.

These are taxes and other government revenues generated by the earnings of businesses supplying BMHUCT, employee income, and employee expenditures of both hospital suppliers and the hospital as well. As shown in Table 5, state and local taxes and revenues generated include everything from corporate and personal income taxes to property taxes to hunting and fishing licenses purchased.

Table 5. Baptist Memorial Hospital-Union City Tax Impact, FY2012

	Total
Corporate Profits Tax	\$ 1,855
Dividends	6,445
Indirect Business Tax: Motor Vehicle Licenses	11,425
Indirect Business Tax: Other Taxes	782,237
Indirect Business Tax: Property Tax	340,846
Indirect Business Tax: State and Local Non Taxes	12,248
Indirect Business Tax: Sales Tax	438
Indirect Business Tax: Severance Tax	106,807
Personal Tax: Income Tax	43,706
Personal Tax: Motor Vehicle Licenses	52,071
Personal Tax: Non Taxes (Fines, Fees)	14,607
Personal Tax: Other Tax (Fishing, Hunting Licenses)	50,899
Personal Tax: Property Taxes	20,933
Social Insurance Tax: Employee Contribution	6,475
Social Insurance Tax: Employer Contribution	10,738
Total State and Local Taxes	\$1,461,732

Summary of the Economic Impacts of Baptist Memorial Hospital for Women

Baptist Memorial Hospital for Women (BMH-Women) has approximately 530 full-time equivalent employees, 140 licensed beds, and an average daily census of 74 for the 2012 fiscal year (FY2012). During FY2012, there were 5,300 births, 2,668 surgeries, and 6,810 discharges recorded by the hospital. Services provided by the hospital include 23 labor and delivery suites, a 24-hour maternity ambulance entrance, 48 mother/baby suites with a well-baby nursery, 6 intensive care rooms, and 12 high-risk antepartum rooms.

- The hospital is a member of the Council of Women and Infants Specialty Hospitals, has been recognized by BlueCross of Tennessee as a Center for Comprehensive Women’s Care, and has been designated as a Breast Imaging Center of Excellence by the American College of Radiology.
- According to the Sparks Bureau of Business and Economic Research at the University of Memphis, the FY2012 economic impact of BMH-Women was estimated at a total production of goods and services (output) value of more than \$133.5 million; total salaries, wages, and benefits of \$58.1 million; 1,033 full- and part-time jobs; and state and local taxes of \$4.5 million.

Table 1. Total Impacts of Baptist Memorial Hospital for Women, FY2012

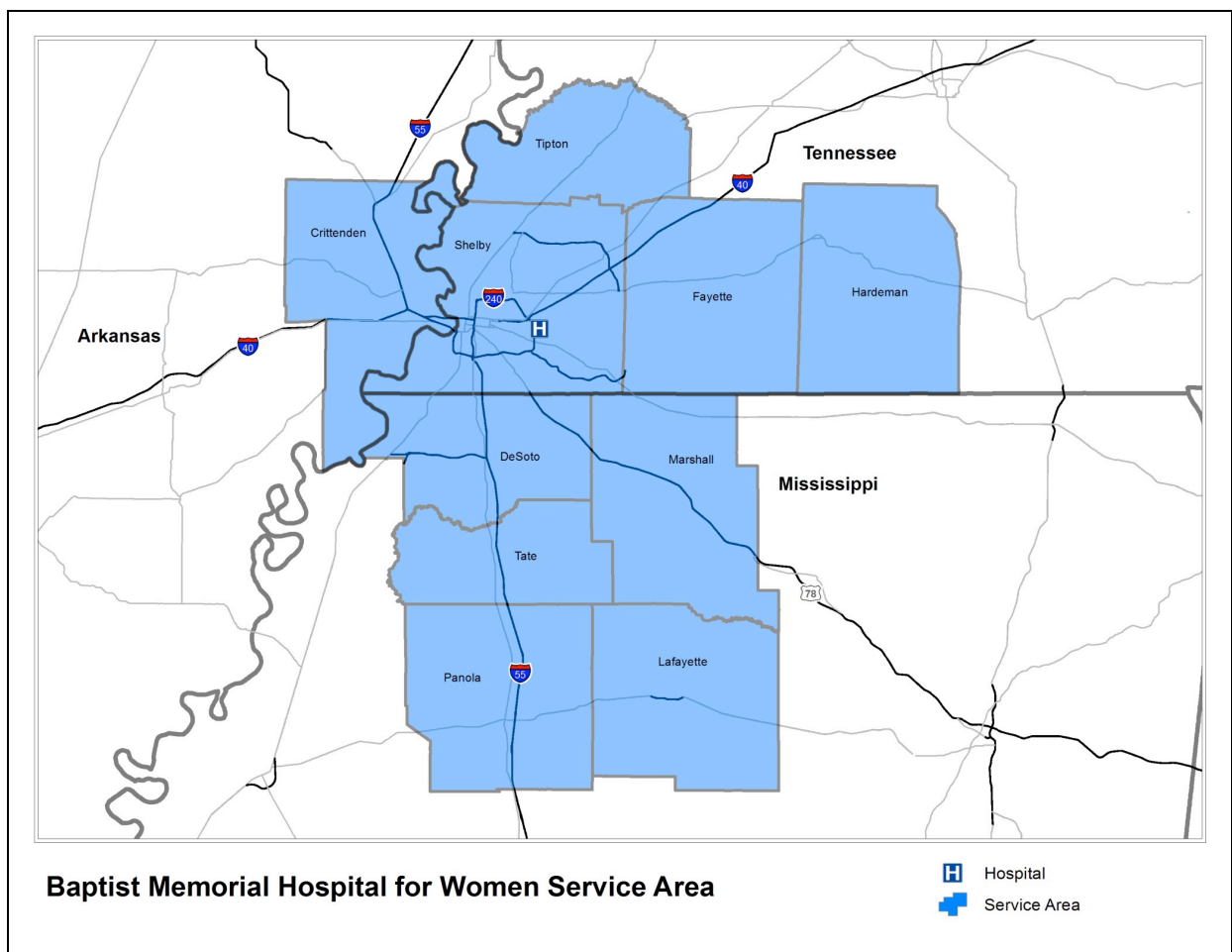
Output (Value of Goods and Services)	\$133,523,938
Labor Income (Salaries, Wages, and Benefits)	\$58,094,353
Employment (Jobs, Full- and Part-Time)	1,033
State and Local Taxes	\$4,490,595

- The economic impact of BMH-Women extends beyond the hospital campus. Sectors directly and indirectly affected by BMH-Women are shown in Table 2.

Table 2. Top Ten Industries Affected by Baptist Memorial Hospital for Women, Ranked by Employment, FY2012

Description	Employment	Labor Income	Output
Private hospitals	557	\$37,651,378	\$74,828,643
Real estate establishments	66	1,253,710	10,042,196
Employment services	46	1,294,531	1,801,326
Food services and drinking places	41	916,893	2,375,978
Medical and diagnostic labs and outpatient and other ambulatory care services	18	1,038,465	2,311,524
Wholesale trade businesses	16	1,137,645	2,755,618
Offices of physicians, dentists, and other health practitioners	15	1,295,893	2,016,411
Services to buildings and dwellings	13	419,830	842,791
Securities, commodity contracts, investments, and related activities	11	1,153,488	2,419,056
Retail stores - General merchandise	11	283,489	641,951

Baptist Memorial Hospital for Women



Summary of the Economic Impacts of Baptist Memorial Hospital for Women

Baptist Memorial Hospital for Women (BMHW) was built in 2001 and has approximately 530 full-time equivalent employees. With 140 licensed beds, the hospital recorded an average daily census of 74 for the 2012 fiscal year (FY2012). During FY2012, there were 5,300 births, 2,668 surgeries, and 6,810 discharges recorded by the hospital. Services provided by the hospital include 23 labor and delivery suites, a 24-hour maternity ambulance entrance, 48 mother/baby suites with a well-baby nursery, 6 intensive care rooms, and 12 high-risk antepartum rooms.

The hospital is a member of the Council of Women and Infants Specialty Hospitals, has been recognized by BlueCross of Tennessee as a Center for Comprehensive Women's Care, and has been designated as a Breast Imaging Center of Excellence by the American College of Radiology.

The economic impacts described in this report were derived from BMHW's total net revenues from direct operations during FY2012 using the IMPLAN[®] statistical model.¹ In the course of normal operations, BMHW spends these revenues on a wide variety of goods and services, including medical supplies, wages and benefits, contract labor, repairs and maintenance, food services, and non-medical supplies and services. Subsequently, both BMHW employees and employees and owners of BMHW suppliers spend incomes derived via business or employment with BMHW across all spectrums of the local economy.

Summary

In FY2012, BMH Memorial Hospital for Women had total operating revenues of nearly \$72.4 million as a result of providing acute hospital care services to the area's citizens. As shown in Table 1, this resulted in a total production of goods and services (output) value of more than \$133.5 million; total salaries, wages, and benefits of \$58.1 million; 1,033 full- and part-time jobs; and state and local taxes of almost \$4.5 million.

Table 1. Total Impacts of Baptist Memorial Hospital for Women, FY2012

Output (Value of Goods and Services)	\$133,523,938
Labor Income (Salaries, Wages, and Benefits)	\$ 58,094,353

¹For more information on IMPLAN[®], see <http://implan.com/V4/Index.php>.

Employment (Jobs, Full- and Part-Time)	1,033
State and Local Taxes	\$ 4,490,595

Table 2 presents a list of the top ten industries impacted by Baptist Memorial Hospital for Women, ranked by employment. Obviously, the hospital industry is the industry that benefited the most, but other industries also benefited from BMHW's normal operations in FY2012. This occurred as BMHW, contractors, and employees bought supplies and spent their earnings throughout the local area as a result of the hospital's normal operations.

Table 2. Top Ten Industries Affected by Baptist Memorial Hospital for Women, Ranked by Employment, FY2012

Description	Employment	Labor Income	Output
Private hospitals	557	\$37,651,378	\$74,828,643
Real estate establishments	66	1,253,710	10,042,196
Employment services	46	1,294,531	1,801,326
Food services and drinking places	41	916,893	2,375,978
Medical and diagnostic labs and outpatient and other ambulatory care services	18	1,038,465	2,311,524
Wholesale trade businesses	16	1,137,645	2,755,618
Offices of physicians, dentists, and other health practitioners	15	1,295,893	2,016,411
Services to buildings and dwellings	13	419,830	842,791
Securities, commodity contracts, investments, and related activities	11	1,153,488	2,419,056
Retail stores - General merchandise	11	283,489	641,951

Further Explanation

1. Output Impact (Value of Goods and Services Produced)

Result: A total impact on the local area of over \$133.5 million in goods and services produced as a result of the provision of \$72.4 million in services as part of the hospital's normal operations in FY2012.

Table 3. Output Impact of Baptist Memorial Hospital for Women, FY 2012

Direct Impact	\$ 72,383,403
Indirect Impact	26,667,271
Induced Impact	34,473,264
Total Impact	\$133,523,938

Note: Numbers may not add due to rounding differences.

- **Direct Output Impact:** The direct output impact of BMHW expenditures is simply the total dollar amount of \$72.4 million spent by BMHW during FY2012. These expenditures include all operating costs, wages, fees, etc., paid by BMHW.

- **Indirect Output Impact:** The indirect output impact of \$26.7 million can be described as subsequent purchases made (or wages paid) by businesses using monies earned by supplying goods or services to BMHW. For example, assume that BMHW purchases \$5,000 worth of supplies from a local office supply company. Part of that \$5,000 would then be spent by the office supply company on rent, and part of it would be spent to pay employee wages. As a result, the money is recirculated into the local economy.
- **Induced Output Impact:** Monies spent by BMHW also result in personal income for a variety of people through both direct and indirect means. That personal income is then spent by the individuals themselves in whatever manner they see fit. The \$34.5 million of output generated from this spending is considered to be an induced output impact.
- **Total Output Impact:** The \$133.5 million total output impact is the sum of the direct, indirect, and induced output impacts.

2. Labor Income Impact (Salaries, Wages, and Benefits)

Result: Total local area labor income of almost \$58.1 million.

Table 4. Labor Income Impact of Baptist Memorial Hospital for Women, FY2012

Direct Impact	\$36,421,012
Indirect Impact	9,415,491
Induced Impact	12,257,850
Total Impact	\$58,094,353

Note: Numbers may not add due to rounding differences.

- **Direct Income Impact:** The statistical model estimates that \$36.4 million of the original \$72.4 million in total direct expenditures was paid directly (as salaries, wages, and benefits) to employees (nurses, case managers, administrators, etc.) of BMHW. Note that actual hospital labor expenditures may differ.
- **Indirect Income Impact:** This represents the additional income of \$9.4 million earned by employees of businesses that provide goods and services to BMHW (for example, wages paid to local food supply service workers).
- **Induced Income Impact:** Direct and indirect income earners will spend some of this additional income for personal consumption. The \$12.3 million in income generated from this spending is considered to be induced income. For example, a BMHW

employee pays a mechanic to fix her car, or a food service employee spends some of his wages at a local restaurant. The additional incomes of the mechanic and of the restaurant workers generated by these events are considered to be induced by the original expenditure of BMHW.

- **Total Income Impact:** Total income of \$58.1 million is the sum of the direct, indirect, and induced income impacts.

3. Employment Impact

Result: A cumulative effect on 1,033 jobs.

This effect accounts for both full- and part-time workers and is measured in annual average jobs.

4. Tax Revenue Impact

Result: Total local and state tax revenues of \$4.5 million.

These are taxes and other government revenues generated by the earnings of businesses supplying BMHW, employee income, and employee expenditures of both hospital suppliers and the hospital as well. As shown in Table 5, state and local taxes and revenues generated include everything from corporate and personal income taxes to property taxes to hunting and fishing licenses purchased.

Table 5. Baptist Memorial Hospital for Women Tax Impact, FY2012

	Total
Corporate Profits Tax	\$ 6,891
Dividends	20,945
Indirect Business Tax: Motor Vehicle Licenses	37,130
Indirect Business Tax: Other Taxes	2,298,820
Indirect Business Tax: Property Tax	1,032,917
Indirect Business Tax: State and Local Non Taxes	35,359
Indirect Business Tax: Sales Tax	9,754
Indirect Business Tax: Severance Tax	288,828
Personal Tax: Income Tax	133,265
Personal Tax: Motor Vehicle Licenses	178,179
Personal Tax: Non Taxes (Fines, Fees)	181,879
Personal Tax: Other Tax (Fishing, Hunting Licenses)	161,670
Personal Tax: Property Taxes	56,158
Social Insurance Tax: Employee Contribution	18,476
Social Insurance Tax: Employer Contribution	30,324
Total State and Local Taxes	\$4,490,595

